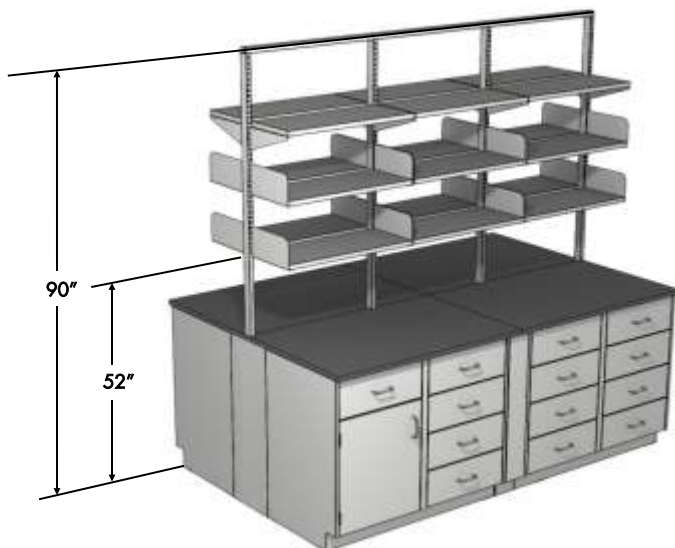


MISCELLANEOUS ITEMS

Reagent Island Shelving Unit

Reagent Island Shelving Units are designed to provide support for shelving and are 1" wide by 2" deep. Units are available in custom lengths to suit your exact requirements.



Reagent Uprights



Item Number

RIV0090

- Used to create island assemblies where upright shelving is needed and relies on adjacent fixed casework for support.
- Reagent Uprights are 90" high by 1" wide by 2" deep tubing and are supplied with base support and hardware.
- Uprights are double slotted on both sides allowing shelving to be adjustable in 1" increments.
- Reagent Uprights are only suitable with "RIB" Shelf Brackets.
- Reagent Uprights are not suitable for suspending cabinets or work surfaces.

Reagent Upper Rail

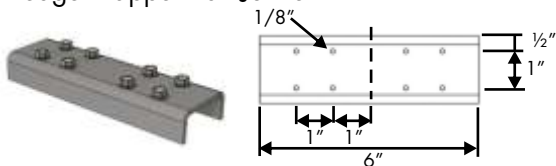


Item Number

RIH0120

- Used for island assemblies where upright shelving is needed and relies on adjacent fixed casework for support.
- Reagent Upper Rails are 1" high by 2" deep by 120" long tubing.
- Maximum length available without a seam in upper rail is 120" long.
- Available in custom lengths to suit your requirements.
- Supplied with two black plastic end caps.

Reagent Upper Rail Jointer



Item Number

RIJ0000

- Used for joining two Reagent Upper Rails together.
- Fits inside of 1" high by 2" deep tubing.
- Reagent Upper Rail Jointer is 6" long.
- Supplied with hardware.

MISCELLANEOUS ITEMS

Reagent Island Steel & Wood Shelves



- Shelves suitable for Reagent Island shelving units.
- Shelves are actual widths.

- Add 1" angles to shelves by using option codes:
 - AR (Rear Shelf Angle welded to shelf)
 - AF (Front Shelf Angle welded to shelf)
 - AB (Rear and Front Shelf Angle welded to shelf)




- Shelves suitable for Reagent Island shelving units.
- Shelves are actual widths.
- For wood shelving options see page N8.

Steel Shelves					
Width	10"Deep	12"Deep	14"Deep	16"Deep	18" Deep
24"	RIS1024	RIS1224	RIS1424	RIS1624	RIS1824
30"	RIS1030	RIS1230	RIS1430	RIS1630	RIS1830
36"	RIS1036	RIS1236	RIS1436	RIS1636	RIS1836
42"	RIS1042	RIS1242	RIS1442	RIS1642	RIS1842
48"	RIS1048	RIS1248	RIS1448	RIS1648	RIS1848
60"	RIS1060	RIS1260	RIS1460	RIS1660	RIS1860

Wood Shelves					
Width	10"Deep	12"Deep	14"Deep	16"Deep	18" Deep
24"	RIS1024W	RIS1224W	RIS1424W	RIS1624W	RIS1824W
30"	RIS1030W	RIS1230W	RIS1430W	RIS1630W	RIS1830W
36"	RIS1036W	RIS1236W	RIS1436W	RIS1636W	RIS1836W
42"	RIS1042W	RIS1242W	RIS1442W	RIS1642W	RIS1842W
48"	RIS1048W	RIS1248W	RIS1448W	RIS1648W	RIS1848W
60"	RIS1060W	RIS1260W	RIS1460W	RIS1660W	RIS1860W

Reagent Island Shelf Brackets



Standard profile Radius profile Tapered profile

Depth	Standard Profile	Radius Profile	Tapered Profile
10"	RIB0010	RIB3010	RIB4010
12"	RIB0012	RIB3012	RIB4012
14"	RIB0014	RIB3014	RIB4014
16"	RIB0016	RIB3016	RIB4016
18"	RIB0018	RIB3018	RIB4018

- Brackets only suitable for Reagent components.
- Pair of shelf brackets are 6" high.

Reagent Island Inverted Shelf Brackets



Tapered profile



Radius profile

Depth	Tapered Profile	Radius Profile
10"	RIB1010	RIB1110
12"	RIB1012	RIB1112
14"	RIB1014	RIB1114
16"	RIB1016	RIB1116
18"	RIB1018	RIB1118

- Brackets only suitable for Reagent components.
- Pair of shelf brackets are 4-1/4" high.


Reagent Island Shelf Angles



- Shelf angles are only suitable for steel RIS shelves.
- 2" high with a 1" return and notched for shelf brackets.

Length	Item Number
20"	RSA2120
24"	RSA2124
30"	RSA2130
36"	RSA2136
42"	RSA2142
48"	RSA2148
60"	RSA2160

Reagent Island Shelf Retainer Rods



≤ 30" wide assemblies



> 30" wide assemblies

Width	Steel Shelves		Wood Shelves		Retainer Rod Parts
	Powder Coated	Stainless Steel	Powder Coated	Stainless Steel	
24"	PRR0024-MI	SRRO024-MI	PRR0024-MIW	SRRO024-MIW	1 rod & 2 turrets
30"	PRR0030-MI	SRRO030-MI	PRR0030-MIW	SRRO030-MIW	1 rod & 2 turrets
36"	PRR0036-MI	SRRO036-MI	PRR0036-MIW	SRRO036-MIW	1 rod & 3 turrets
42"	PRR0042-MI	SRRO042-MI	PRR0042-MIW	SRRO042-MIW	1 rod & 3 turrets
48"	PRR0048-MI	SRRO048-MI	PRR0048-MIW	SRRO048-MIW	1 rod & 3 turrets
60"	PRR0060-MI	SRRO060-MI	PRR0060-MIW	SRRO060-MIW	1 rod & 3 turrets

- 1" high retainer rod (5/16" dia.) Prevents articles from falling off the shelf.
- Available in stainless steel or powder coated stainless steel and can be added to existing shelves. Ships loose.
- Threaded turrets includes hardware for mounting to shelf (shelf must have holes drilled to accept turrets).
- MI and MIW at the end of the part numbers represent option codes.