



Accessories for ALSIDENT® SYSTEM 100 ... a wide selection of hoods and brackets

The range of accessories for ALSIDENT® SYSTEM 100 includes mounting brackets, hoods and reducer.

The mounting brackets are made of powder coated steel. The bracket versions are either U-profiles for fixing on a table, wall brackets or a wide selection of columns for ceiling mounting. The ceiling columns are available in standard lengths between 500 mm (20") and 2000 mm (80").

The reducer is made of Polypropylene (PP) and is used in the connection from the extraction arm to the ventilation system.

The selection of hoods for the 3 material versions of ALSIDENT® SYSTEM 100 is very wide. It offers the best solution for adapting

the choice of hoods to the workplace in question and the type of pollution.

The choice of hood material depends on model and material version. The hoods for the ALSIDENT® SYSTEM 100 Aluminium arms are available in the following materials: transparent PETG, anodized or powder coated aluminium.

The hoods for ALSIDENT® SYSTEM 100 antistatic arms are available in conductive Polypropylene (PP) or chromated aluminium (TCP). Hoods for ALSIDENT® SYSTEM 100 PP are made of white Polypropylene (PP).

See insert for further information.

Please also feel free to visit www.alsident.com or contact your distributor.



ALSIDENT® SYSTEM 100

Powerful fume extraction arm for heavy-duty tasks



888.635.2080 | newenglandlab.com

Baltimore • Boston • Raleigh • Richmond





Local Exhaust – for a cleaner working environment

Installation of individual fume extraction systems at the source of the pollutant during the working process prevents the spread of polluted air into the surroundings. A local exhaust system is therefore the best solution for a clean working environment.

User-friendly extraction arm

ALSIDENT® SYSTEM fume extraction arms are self-sustaining with internal threaded stays and bearing springs. (The longest types of System 100 arms are equipped with external gas springs instead of internal springs). This construction constitutes a very user-friendly fume extraction arm that is easy to adjust to the source of the pollutant during the working process.

Easy maintenance and long durability

The only maintenance an ALSIDENT® SYSTEM extraction arm needs is cleaning according to requirements. It is easy to disassemble the arm and reassemble it after cleaning without the need for tools. All ALSIDENT® SYSTEM extraction arms are made of high-quality materials ensuring easy maintenance and long durability. All plastic parts are made of shock-proof Polypropylene (PP). The aluminium parts are anodized and the internal and external surfaces of all brackets are powder coated. Threaded stays, springs and finger screws are made of acid-proof stainless steel ensuring long durability in aggressive environments. All O-rings are maintenance-free.

Measurements of pressure drop and efficiency

The Danish Technological Institute has measured the sound level, pressure drop and efficiency of the ALSIDENT® SYSTEM extraction arms and hoods. Please contact your distributor, ALSIDENT® SYSTEM A/S or visit www.alsident.com for test results, dimensioning diagrams and installation heights.

ALSIDENT® SYSTEM 100 – Long reach – three material versions

Applications

ALSIDENT® SYSTEM 100 is suited for air volumes between 140-400 m³/h (80-235 CFM).

Depending on material version, ALSIDENT® SYSTEM 100 is very applicable in trades such as laboratories, hospitals, chemical industries, and pharmaceutical industries and the food industry, universities and machine shops where a large capacity is needed.

Adjusted to the work conditions

The ALSIDENT® SYSTEM 100 extraction arms are quickly mounted with standard brackets for table, wall or ceiling.

The standard ALSIDENT® SYSTEM 100 is available in various types that are complementary to each other with reaches up to 2630 mm (103.54"). Therefore it is possible to choose an extraction arm applicable for each work situation. See insert for further information.

Material versions

ALSIDENT® SYSTEM 100 is available in three material versions – aluminium (AL), antistatic (AS) and chemical resistant (CR). The choice of material version depends on each work process and type of pollution.

Aluminium (AL)

– For most applications

ALSIDENT® SYSTEM 100 AL is used in environments with no special demands for chemical resistance or conductivity. The ALSIDENT® SYSTEM 100 AL extraction arms consist of aluminium tubes and joints of white Polypropylene (PP).

Antistatic (AS)

– for ESD or EX-environments

ALSIDENT® SYSTEM 100 AS extraction arms are used in environments with special demands for conductivity, e.g. in sensitive ESD-environments or in environments with explosive atmosphere. The extraction arms are delivered with earthing wire. The tubes and joints of the antistatic version are made of black conductive Polypropylene (PP).

ALSIDENT® SYSTEM 100 AS has been tested and approved for use in ESD-environments according to IEC 61340-5-1.

ALSIDENT® SYSTEM 100 has also been approved for use in explosive areas and is marked:

EX II 1 GD

Chemical Resistant (PP)

– for aggressive areas

The ALSIDENT® SYSTEM 100 Chemical Resistant (PP) extraction arms are used in work areas with special requirements for chemical resistance because of the type of pollution, e.g. chemical fumes. The tubes and joints of this material version are made of white Polypropylene (PP).

Customized solutions

– short delivery time

In addition to the standard range, ALSIDENT® SYSTEM 100 also offers special customized solutions. Please contact your ALSIDENT® distributor to find the best solution. ALSIDENT® offers short delivery time for both standard products and special solutions.






Materials

| | System 100 AL | System 100 AS | System 100 PP |
|----------------------------------|--|--|--|
| Tubes – Ø 100 mm / 4" | Anodized Aluminium | Conductive Polypropylene (PP) | Polypropylene (PP) |
| Joints and flanges | Polypropylene (PP) | Conductive Polypropylene (PP) | Polypropylene (PP) |
| Threaded stay and springs | Acid-proof stainless steel ¹⁾ | Acid-proof stainless steel ¹⁾ | Acid-proof stainless steel ¹⁾ |
| Gas springs | Steel | Steel | Steel |
| O-rings | Polypropylene (PP) | Conductive Polypropylene (PP) | Polypropylene (PP) |

¹⁾ AISI 316L



System 100 Extraction Arms – Ø 100 mm / 4"

| | Reach [mm / ""] | Basic Article no. | AL (white) | PP (white) | AS |
|---|--------------------|----------------------------------|---------------|---------------|----|
| | | | ○ | ○ | ● |
| TABLE MOUNTED – 2 JOINTS | | | | | |
|  | 795 / 31.30 | 100-55-1- 3 ³⁾ | 5 | 7-5 | 6 |
| TABLE MOUNTED – 3 JOINTS | | | | | |
|  | 1040 / 40.94 | 100-4540-1- 3 ³⁾ | 5 | 7-5 | 6 |
| | 1185 / 46.65 | 100-5545-1- 3 ³⁾ | 5 | 7-5 | 6 |
| | 1370 / 53.94 | 100-6555-1- 3 ³⁾ | 5 | 7-5 | 6 |
| | 1710 / 67.32 | 100-9065-1- 1) 3 ³⁾ | 5 | 7-5 | 6 |
| | 2130 / 83.86 | 100-10585-1- 2) 3 ³⁾ | 5 | 7-5 | 6 |
| WALL MOUNTED – 2 JOINTS | | | | | |
|  | 795 / 31.30 | 100-55-2- 3 ³⁾ | 5 | 7-5 | 6 |
| WALL MOUNTED – 3 JOINTS | | | | | |
|  | 1040 / 40.94 | 100-4540-2- 3 ³⁾ | 5 | 7-5 | 6 |
| | 1185 / 46.65 | 100-5545-2- 3 ³⁾ | 5 | 7-5 | 6 |
| | 1370 / 53.94 | 100-6555-2- 3 ³⁾ | 5 | 7-5 | 6 |
| | 1710 / 67.32 | 100-9065-2- 1) 3 ³⁾ | 5 | 7-5 | 6 |
| | 2130 / 83.86 | 100-10585-2- 2) 3 ³⁾ | 5 | 7-5 | 6 |
| | 2630 / 103.54 | 100-135105-2- 2) 3 ³⁾ | 5 | 7-5 | 6 |
| WALL/CEILING MOUNTED – 3 JOINTS | | | | | |
|  | 1185 / 46.65 | 100-5545-3- 4 ⁴⁾ | 5 | 7-5 | 6 |
| | 1370 / 53.94 | 100-6555-3- 4 ⁴⁾ | 5 | 7-5 | 6 |
| | 1710 / 67.32 | 100-9065-3- 1) 4 ⁴⁾ | 5 | 7-5 | 6 |
| | 2130 / 83.86 | 100-10585-3- 2) 4 ⁴⁾ | 5 | 7-5 | 6 |
| | 2630 / 103.54 | 100-135105-3- 2) 4 ⁴⁾ | 5 | 7-5 | 6 |

1) With one external gas spring

2) With two external gas springs


3) For Wall Bracket 2-10035

4) For Square Wall Bracket 2-100-203 – see next page >>

| |
|-------------|
| Distributor |
|-------------|



Hoods

| HOOD | Dim. [mm/"] | Basic Article no. | ALU (as photo) | PP (white) | AS (black) |
|---|-------------------|-------------------|-------------------|---------------|---------------|
| | | | ○ | ○ | ● |
|  | Dia.: 200 / 8 | 1-10024 | - 1) | ⊗ | 6** |
|  | Dia.: 200 / 8 | 1-10024- | 5 | 7-5 | ⊗ |
|  | Dia.: 385 / 15 | 1-10035- | 5* | 7-5 | 6 |
|  | Dia.: 500 / 20 | 1-10050- | 5* | 7-5 | 6 |
|  | Dia: 350 / 14 | 1-10036- | 5 | ⊗ | 6** |
|  | Dia: 350 / 14 | 1-10036-5- | 5 | ⊗ | ⊗ |
|  | 420x280 / 16.5x11 | 1-1004228- | 5* | 7-5 | 6 |





*) PETG: Polyethylene terephthalate, glycol modified

**) TCP: Chromated Aluminium (Trivalent Chromium Passivation)






- 1) Suitable for autoclaving
- 2) Black on request
- 3) For PP tubes

- Only one colour
- Not available

Brackets

| BRACKET / U-PROFILE | Description | Article no. | Colour | |
|--|---------------------|----------------|-------------------|----|
|  | Wall Bracket | 2-10035 | white ○ | |
| | | 2-10035-22 | stainless steel ● | |
|  | Square Wall Bracket | 2-100-203 | white ○ | |
|  | U-profile | 30-100-5 | white ○ | |
| CEILING COLUMN | Length [mm/"] | Article no. | Connection | |
|  | 500 / 20 (white) | 2-100-500 | 80 | 20 |
| | 500 / 20 (black) | 2-100-500-050 | 80 | 20 |
| | 750 / 30 (white) | 2-100-750 | 80 | 20 |
| | 750 / 30 (black) | 2-100-750-050 | 80 | 20 |
| | 1000 / 40 (white) | 2-100-1000 | 80 | 20 |
| | 1000 / 40 (black) | 2-100-1000-050 | 80 | 20 |
| | 1250 / 50 (white) | 2-100-1250 2) | 80 | 20 |
| | 1500 / 60 (white) | 2-100-1500 2) | 80 | 20 |
| | 1750 / 70 (white) | 2-100-1750 2) | 80 | 20 |
| | 2000 / 80 (white) | 2-100-2000 2) | 80 | 20 |

Other Accessories

| REDUCER | Diameter of pipe [mm/"] | Article no. | Colour |
|---|--|-------------|--------------|
|  | 100-125 | 4-100125 | white ○ |
| | | 4-100125-6 | black ● |
| PROTECTIVE GRILL | Diameter of pipe [mm/"] | Article no. | Colour |
|  | 100 | 5-18 | white ○ |
| | | 5-18-6 | AS (black) ● |
| | | 5-18-7 3) | PP (white) ○ |
| SUPPORT BRACKET | Size [mm/"] | Article no. | Colour |
|  | 250 x 250 / 10 x 10 | 2-100-5 | white ○ |
| COVER FLANGE | Size [mm/"] | Article no. | Colour |
|  | 250 x 250 / 10 x 10 | 4-250-250 | white ○ |
| AIRFLOW ALARM | Description | Article no. | Colour |
|  | Audible and visual alarm at airflow below 4 m/sec. | 10-01 | as photo |

ALSIDENT® SYSTEM 100 consists of three parts to be ordered separately: Extraction arm, hood and bracket. Article no. of extraction arms – please see opposite page. For further information about accessories, please visit: www.alsident.com