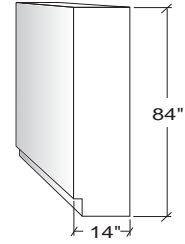
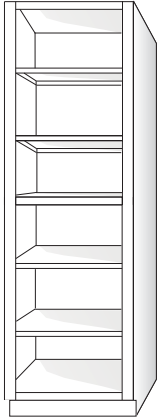


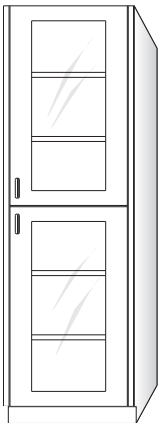
**STEEL CASEWORK
FLOOR CABINETS**

Open Units



Width	Item Number
18"	6110010
24"	6210010
30"	6310010
36"	6410010
42"	6610010
48"	6510010
513mm	6910010
1000mm	6810010

Hinged Framed Door Units



up to 24" wide

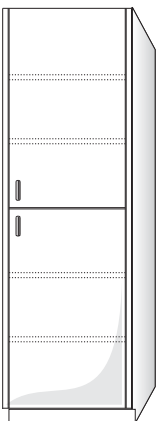


30" and wider


Width	Right Hinged	Left Hinged	# of Doors
18"	6110030	6110230	2
24"	6210030	6210230	2
30"	6310030	-	4
36"	6410030	-	4
42"	6610030	-	4
48"	6510030	-	4
513mm	6910030	6910230	2
1000mm	6810030	-	4

- Add Option Code 80 to order full height doors.
- Full height door units have a fixed center shelf.

Hinged Door Units



up to 24" wide



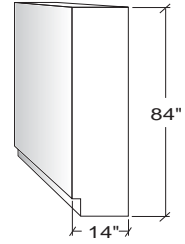
30" and wider

Width	Right Hinged	Left Hinged	# of Doors
18"	6110060	6110260	2
24"	6210060	6210260	2
30"	6310060	-	4
36"	6410060	-	4
42"	6610060	-	4
48"	6510060	-	4
513mm	6910060	6910260	2
1000mm	6810060	-	4

- Add Option Code 80 to order full height doors.
- Full height door units have a fixed center shelf.

STEEL CASEWORK
FLOOR CABINETS

Sliding Glass Door Units



Width	Item Number
30"	6310020
36"	6410020
42"	6610020
48"	6510020
1000mm	6810020

- Add Option Code 80 to order full height doors.
- Full height door units have a fixed center shelf.


Sliding Framed Door Units



Width	Item Number
30"	6310040
36"	6410040
42"	6610040
48"	6510040
1000mm	6810040

- Add Option Code 80 to order full height doors.
- Full height door units have a fixed center shelf.

Sliding Door Units

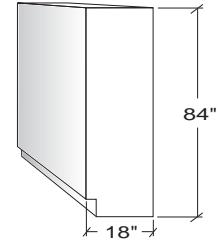
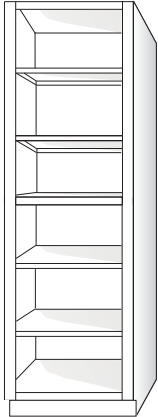


Width	Item Number
30"	6310050
36"	6410050
42"	6610050
48"	6510050
1000mm	6810050

- Add Option Code 80 to order full height doors.
- Full height door units have a fixed center shelf.

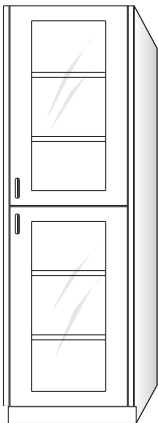
**STEEL CASEWORK
FLOOR CABINETS**

Open Units



Width	Item Number
18"	6120010
24"	6220010
30"	6320010
36"	6420010
42"	6620010
48"	6520010
513mm	6920010
1000mm	6820010

Hinged Framed Door Units



up to 24" wide

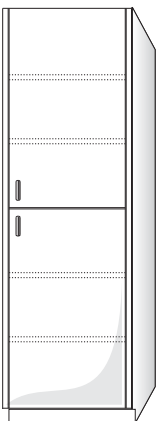


30" and wider


Width	Right Hinged	Left Hinged	# of Doors
18"	6120030	6120230	2
24"	6220030	6220230	2
30"	6320030	-	4
36"	6420030	-	4
42"	6620030	-	4
48"	6520030	-	4
513mm	6920030	6920230	2
1000mm	6820030	-	4

- Add Option Code 80 to order full height doors.
- Full height door units have a fixed center shelf.

Hinged Door Units



up to 24" wide



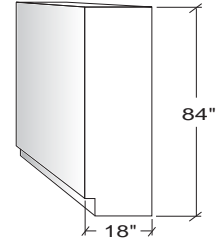
30" and wider

Width	Right Hinged	Left Hinged	# of Doors
18"	6120060	6120260	2
24"	6220060	6220260	2
30"	6320060	-	4
36"	6420060	-	4
42"	6620060	-	4
48"	6520060	-	4
513mm	6920060	6920260	2
1000mm	6820060	-	4

- Add Option Code 80 to order full height doors.
- Full height door units have a fixed center shelf.

STEEL CASEWORK
FLOOR CABINETS

Sliding Glass Door Units



Width	Item Number
30"	6320020
36"	6420020
42"	6620020
48"	6520020
1000mm	6820020

- Add Option Code 80 to order full height doors.
- Full height door units have a fixed center shelf.

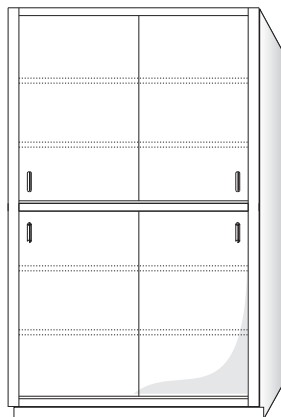
Sliding Framed Door Units



Width	Item Number
30"	6320040
36"	6420040
42"	6620040
48"	6520040
1000mm	6820040

- Add Option Code 80 to order full height doors.
- Full height door units have a fixed center shelf.

Sliding Door Units

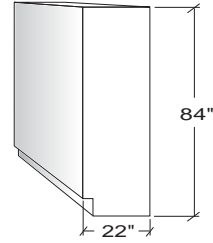
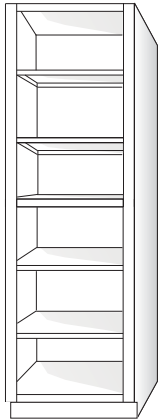


Width	Item Number
30"	6320050
36"	6420050
42"	6620050
48"	6520050
1000mm	6820050

- Add Option Code 80 to order full height doors.
- Full height door units have a fixed center shelf.

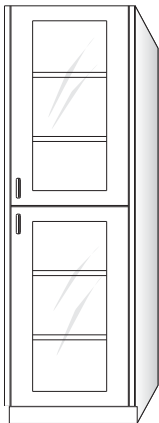
**STEEL CASEWORK
FLOOR CABINETS**

Open Units



Width	Item Number
18"	6130010
24"	6230010
30"	6330010
36"	6430010
42"	6630010
48"	6530010
513mm	6930010
1000mm	6830010

Hinged Framed Door Units



up to 24" wide

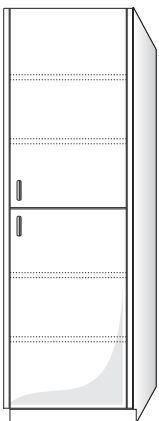


30" and wider


Width	Right Hinged	Left Hinged	# of Doors
18"	6130030	6130230	2
24"	6230030	6230230	2
30"	6330030	-	4
36"	6430030	-	4
42"	6630030	-	4
48"	6530030	-	4
513mm	6930030	6930230	2
1000mm	6830030	-	4

- Add Option Code 80 to order full height doors.
- Full height door units have a fixed center shelf.

Hinged Door Units



up to 24" wide



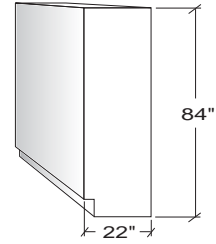
30" and wider

Width	Right Hinged	Left Hinged	# of Doors
18"	6130060	6130260	2
24"	6230060	6230260	2
30"	6330060	-	4
36"	6430060	-	4
42"	6630060	-	4
48"	6530060	-	4
513mm	6930060	6930260	2
1000mm	6830060	-	4

- Add Option Code 80 to order full height doors.
- Full height door units have a fixed center shelf.

**STEEL CASEWORK
FLOOR CABINETS**

Sliding Glass Door Units



Width	Item Number
30"	6330020
36"	6430020
42"	6630020
48"	6530020
1000mm	6830020

- Add Option Code 80 to order full height doors.
- Full height door units have a fixed center shelf.


Sliding Framed Door Units



Width	Item Number
30"	6330040
36"	6430040
42"	6630040
48"	6530040
1000mm	6830040

- Add Option Code 80 to order full height doors.
- Full height door units have a fixed center shelf.

Sliding Door Units

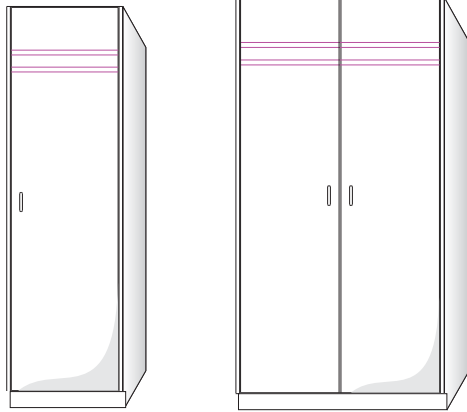
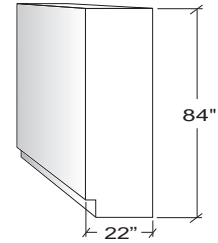


Width	Item Number
30"	6330050
36"	6430050
42"	6630050
48"	6530050
1000mm	6830050

- Add Option Code 80 to order full height doors.
- Full height door units have a fixed center shelf.

**STEEL CASEWORK
SPECIALTY FLOOR CABINETS**

Wardrobe Units

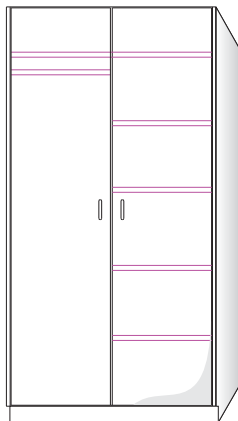


up to 24" wide

30" and wider

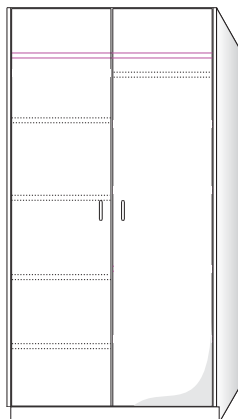
Width	Right Hinged	Left Hinged	# of Doors
15"	6A35060	6A35260	1
18"	6135060	6135260	1
24"	6235060	6235260	1
30"	6335060	-	2
36"	6435060	-	2
42"	6635060	-	2
48"	6535060	-	2
513mm	6935060	6935260	2

- Wardrobe Units have solid hinged double doors and include one stationary shelf and a clothes rod.
- Units must have a minimum depth of 22" to hold hangers.
- Mirror is not included.



Width	Item Number
30"	6335660
36"	6435660
42"	6635660
48"	6535660

- Wardrobe Units have solid hinged double doors and include one stationary shelf with attached clothes rod on the left side and four adjustable shelves on the right side.
- Units must have a minimum depth of 22" to hold hangers.
- Mirror is not included.

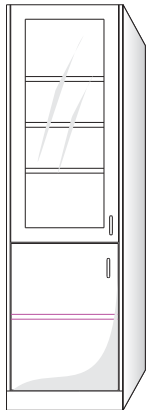
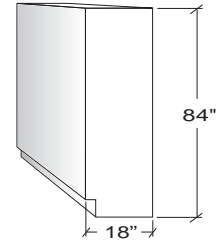


Width	Item Number
30"	6335760
36"	6435760
42"	6635760
48"	6535760

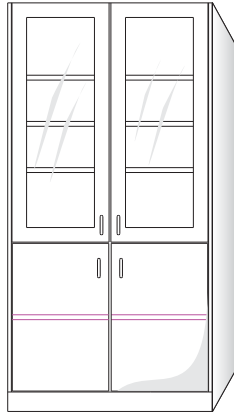
- Wardrobe Units have solid hinged double doors and include one stationary shelf with attached clothes rod on the right side and four adjustable shelves on the left side.
- Units must have a minimum depth of 22" to hold hangers.
- Mirror is not included.

STEEL CASEWORK
SPECIALTY FLOOR CABINETS

Instrument Storage Units



up to 24" wide



30" and wider

Width	Right Hinged	Left Hinged	# of Doors
18"	61200A0	61202A0	2
24"	62200A0	62202A0	2
30"	63200A0	-	4
36"	64200A0	-	4
42"	66200A0	-	4
48"	65200A0	-	4
513mm	69200A0	69202A0	2
1000mm	68200A0	-	4

- The upper section on the Instrument Storage Units has hinged framed glass doors with three adjustable shelves inside.
- The lower section is 34-3/4" high, with hinged solid doors and one adjustable shelf inside.



Width	Item Number
30"	63200B0
36"	64200B0
42"	66200B0
48"	65200B0
1000mm	68200B0

- The upper section on the Instrument Storage Units has sliding framed glass doors with three adjustable shelves inside.
- The lower section is 34-3/4" high, with hinged solid doors, one adjustable shelf inside and two pull out boards.

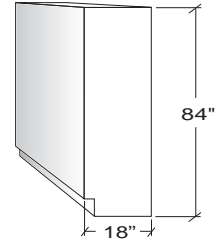


Width	Item Number
30"	63200C0
36"	64200C0
42"	66200C0
48"	65200C0
1000mm	68200C0

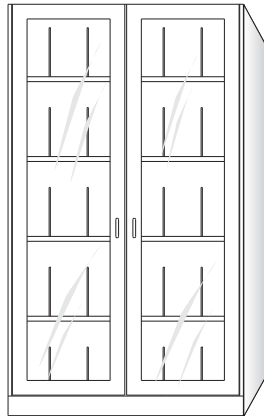
- The upper section on the Instrument Storage Units has sliding framed glass doors with three adjustable shelves inside.
- The lower section is 34-3/4" high, with sliding solid doors, one adjustable shelf inside and two pull out boards.

**STEEL CASEWORK
SPECIALTY FLOOR CABINETS**

Instrument Storage Units




24" wide



48" wide

Width	Right Hinged	Left Hinged
24"	6227030	6227230
48"	6527030	-

- The 24" wide Instrument Storage Units have a hinged framed glass door with 15 compartments.
- The 48" wide Instrument Storage Unit has hinged framed glass double doors with 30 compartments.
- Unit comes with four adjustable shelves.

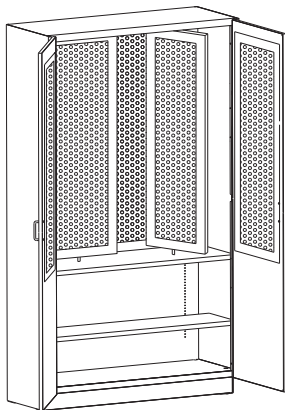


36" wide

Width	Item Number
36"	6427030

- The 36" wide Instrument Storage Unit has hinged framed glass double doors with 20 compartments.
- Unit comes with four adjustable shelves.

Tool Storage Units



Width	Item Number
30"	6338060
36"	6438060
42"	6638060
48"	6538060

- Tool Storage Units have solid hinged double doors and include one adjustable shelf at bottom, one pegboard on inside of each door, one pegboard on inside back and two rotating pegboards.
- The pegboards on these units are metal.
- Pegs are not included.
- These units fit most standard tool pegs.