



Dedicated to Design.
Committed to Quality.

Building the Best Fit for Your Seat

2020 Seating Catalog

800.597.0246

biofit.com





BioFit. Dedicated to Design. Committed to Quality.

At the forefront of ergonomic seating, BioFit's focus every day is to improve the workplace experience through ergonomic performance, comfort, style and reliability. We've been an innovator since our inception, introducing solutions for science, industry, healthcare and education. With a global network of over 800 independent distributors, we continue to proudly serve these industries today.

Our Promise:

- Design Innovation
- Quality Products
- Manufacturing Excellence
- Customer Satisfaction



Why Choose BioFit?

BioFit is the technical seating market leader. Globally renowned corporations, major hospitals, universities and small businesses alike turn to us for innovative, high performance ergonomic seating, tables and accessories. Reasons include:

- Identified by a majority of the top 50 experts in the static control/ESD and clean room industries as the source for technically superior seating solutions
- Chosen for “**Award-Winning Innovation**” by industry leaders, featuring solutions for healthcare, technology, education, lab, industrial, office and custom applications
- Technical advantage gained from our expert internal engineering and design teams



Product Advantages

BioFit delivers more product options to meet workplace requirements and propel customers to higher operational efficiencies.

- Ergonomic design enhances worker comfort and productivity when sitting for long periods of time; easily adjusted controls to meet the needs of multiple shift users
- High-end aesthetics enhance and complement workplace and institutional environments
- Modular construction enables custom configurations to meet specific needs
- Standard components that many manufacturers offer only as costly upcharge options

Shown here:
**Intensive Plus with optional
height-adjustable armrests
with self-skinned urethane
pads, low seat height range**



Dedicated to Design.
Committed to Quality.

Award-Winning Innovation



BioFit Product Quality

The reliability and durability of BioFit products lower your cost of ownership, significantly contributing to better bottom lines:

- **13-Year Warranty** - Nearly all BioFit products are warranted to the original purchaser against mechanical or structural failure due to defective material or workmanship for 13 years of normal, multi-shift use. Pneumatic cylinders are covered for the functional lifetime of the chair or stool.
- **Scan this QR code for full details.**
- **QR Code Profile System** - Our proprietary QR Code Profile System is now available on the entire BioFit Seating line! Information specific to every seating unit ordered is instantly accessible on the user's smartphone. The system allows customers to access operation and assembly videos, reordering information, warranty balance and more.
- **ANSI/BIFMA Rated, LEED® Compliant** - BioFit seating complies with ANSI/BIFMA X5.1 product safety and performance standards guidelines as established by the Business and Institutional Furniture Manufacturers Association. BioFit seating is also LEED compliant for use in commercial interiors.



Build Your Own Chair

BioFit revolutionized the industry with the launch of the BYOC seating configurator nearly a decade ago. Thanks to the modular construction of our products, you can create your desired chair, request a quote and order seating for your unique requirements right from your smartphone. Scan this QR code and try it yourself.



Shown here:
**MVMT® Pro Series with
tall backrest, high seat
height range**





On-site Sample Program

BioFit offers a 30-day “try before you buy” sample program, allowing customers to field-test seating at their location, whether it’s a model they build using our online configurator, or a model one of our experienced representatives help them select based on the needs of their workspace.



Supply Chain & Distribution

No-surprise delivered prices – ground freight to lower 48 states included on all orders over \$3,500 list pricing shown in this catalog. See Order Information on page 6 for full details.

- On-time delivery 95+%
- Comprehensive network of dealers
- GSA and multiple state and educational procurement contract partner



Shown here:
MVMT® Pro with P28 base, high seat height range and Avenue series with A base, low seat height range



Value-added Services

BioFit strives to provide the best possible service and support – before, during and after the sale. We offer:

- A personable, highly experienced customer support team – ensuring you get what you need, when you need it. Call our 800# or use the chat feature on our homepage and speak to our factory team directly.
- An extensive, knowledgeable North American/international field sales team
- 3D models, Revit families and 2D symbols to facilitate plans
- Accredited continuing education course: Demystifying the Process of Specifying Technical Seating for Clean Room and Static Control/ESD Environments



With the MVMT QR Code system, information specific to your MVMT chair is available on your smartphone. You can access operation and assembly videos, reordering information, warranty details and more.



Get Your Chairs Fast!

Quick Ship Program

Get chairs fast with BioFit's Next Day Shipping (NDS) and 2-Day Shipping (2DS) Programs. You can order limited quantities of models from our most popular series for fast shipping. With Next Day Shipping, your chairs will ship same day or next day depending on the order time. With 2-Day Shipping, your order will ship within two business days, pending credit approval.

The "quick ship" lines include best-selling, cost-effective same-day or next-day seating solutions for healthcare, laboratory, office, education and industrial workplaces, as well as clean room and static-sensitive facilities.

How It Works



Need chairs next-day? Select standard Elite or UniqueU seating offerings and get next day shipping based on when the order is received.



Need chairs in 48 hours? Choose from the products listed in the following pages with green dots and shipment will be on its way within two business days, pending credit approval.

To order, simply note the MFG code or model number and contact your BioFit dealer to complete your order. You can also contact BioFit directly at 800.597.0246 or biofit@biofit.com.

*NDS: Orders received at BioFit by noon EST ship Next Business Day. Order up to 9 chairs per day per customer for NDS via FedEx ground. 2DS: Orders received at BioFit by noon EST ship in 2 Business Days. Order up to 15 chairs per day. Quick Ship available in USA only. Once order is placed and credit approved, chairs will ship directly from the BioFit facility. Orders that are less than \$3,500.00 list price, there will be a \$15.00 per carton handling fee. Prices are F.O.B.

• BioFit offers a comprehensive selection of seating and adjustable footrests compliant with Healthier Hospitals Initiative guidelines.



Order Placement Instructions & General Information

How to Order

1. Provide the quantity, manufacturing code or model number and any accessories for each item. Refer to the manufacturing code protocol on the following page for user-friendly instructions on identifying the code of the product(s) you select. Manufacturing codes and model numbers for standard and optional components can be located on each product page.
2. Provide upholstery and metal part finish selections.
3. Provide complete bill-to and ship-to addresses.

Order Changes and Cancellations

Once entered in our system orders may not be changed, cancelled or delayed without BioFit's consent. This will be determined depending on the stage of production and BioFit must be indemnified from loss. Thus the buyer will be responsible for material, labor or storage costs of changed, cancelled or delayed shipments. Once the merchandise has been shipped, the buyer is obligated to accept delivery from the carrier. Special care should be taken when ordering Quick Ship models to assure accuracy because they may ship the same day they are placed thus cancellations or changes may not be possible under any circumstances.

Returns

BioFit reserves the right to refuse return of any merchandise unless it is determined to be BioFit's responsibility. Any merchandise accepted for return must have prior written authorization and may be subject to a 25% restocking charge.

Order Placement Instructions & General Information

Shipment Information

The delivered prices shown in this price list include surface transportation by BioFit's choice of carrier to anywhere in the lower 48 states. Shipments to Alaska, Hawaii, Puerto Rico or for export will be shipped to the lower 48 port of departure specified by you, the BioFit distributor, who will be responsible for the shipment from that point.

Please note that orders less than \$3,500.00 list will incur a \$15.00 per carton handling fee.

Blanket wrapped, airfreight, other special delivery methods, or other special services (such as inside delivery, metro charge, lift gate, limited access, notify before delivery, etc.) will still be available at extra cost and will be quoted on a case-by-case basis.

Terms

Prices are F.O.B. Payment, 0.5% 10, net 30, with interest applicable at the rate of 1.5% per month after 30 days.

Upholsteries

For standard upholstery options, scan this QR code. Contact BioFit for client's own material (COM) pricing. Please note that orders calling for COM may be cancelled by BioFit, if, in its sole opinion, material is not sufficiently workable.

Sales Policy

Possession of this price list does not necessarily suggest an offer to sell.

Minimum Order

BioFit does not have a minimum order on products in this catalog.



Optional Components

Use this legend to determine which BioFit product line applies to specific optional components

Optional Components Legend

MVMT® Line = **M** Foundation Line = **F** bimos Line = **B**

Seats



A – Saddle-shaped, contoured seat with waterfall front, 21" wide x 19" deep x 3" thick **F**

Backrest



M – Larger ergonomic backrest, 18" wide x 19" high, for both lower and upper back support; available on chairs with a seat height no higher than 32" **F**

Casters and Glides



HG – 2" high polyamide glides **M F B**



RC – Hooded dual-wheel, non-marring resistance casters; lock when seat is unoccupied – standard on most models **M F B**



RK – Hooded dual-wheel, non-marring resistance casters for ESD applications; resist movement when seat is unoccupied **M F**

Seat Controls



FFAC – Free Float Articulating Control: Pneumatic seat- and backrest-height adjustment; seat and backrest tilt independently with separate levers and can free float or lock into place **F**



EXE – Executive Tilt Control: Pneumatic seat- and backrest-height adjustment; backrest tilt; seat and backrest swivel tilt in unison; tilt tension control knob and single lever seat tilt lock into any position; only available on models with maximum seat height of 26" or less **F**



SLD – Seat slider bracket enables seat depth adjustment range up to 2.5" with locking positions every 0.5"; add to standard task, EXE or FFAC controls. Available on specific models and configurations. Refer to product pages for details **F**



ASC – Articulating Seat Control: Pneumatic seat- and backrest-height adjustment; seat and backrest tilt independently and lock into place with a single lever; only available on ISO 3 and ISO 4 performance packages models without arms **F**

Seat Controls (Cont'd.)



T – Task control with Soft Touch pneumatic seat height adjustment, fixed rearward 6° seat tilt, backrest tilt and backrest height adjustment **F**

Footrings



AFP – Adjustable height, 22" diameter, oval tube construction on solid polished cast aluminum spoke; adjusts easily without knobs or levers **M F B**



ATF – Adjustable height, 20" diameter, cast aluminum; recommended for models with seat heights greater than 22"; not available on low seat height models or models with S base **M F B**

Armrests



ARS – Height and width adjustable with self-skinned urethane pads; not available with ISO 3 or ISO 4 performance packages **F**



PSAS – Height adjustable with self-skinned urethane pads **F**

Fire Retardant

C133 – Special upholsteries, foam or barriers as needed to meet California Technical Bulletin 133 & Boston Fire Code; upholstery choices may be limited. Minimums of Grade 2/3 fabric or Grade 3 vinyl are offered. Not available in California. Contact BioFit for details. **M F**

Upholstery

COM – Customer's own material F	Grade 5 M F
Grade 2 – Standard	Grade 6 M
Grade 3 M F	Grade 7 M
Grade 4 M F	

Miscellaneous

FM – Memory foam **F**

SW – Skid wrapping **M F**

URS – Round seat, self-skinned urethane, 14" diameter, 1.5" thick; not for clean room use **F**

VU – Upholstered underwrap to match seat upholstery **F**

Work Surface Height

L	17" to 22"	Desk
M	20" to 28.5"	Standard Bench
H	23.5" to 34"	High Bench

MVMT®-Specific Optional Component Legend

MVMT Pro & Tech Classic Series

Backrest



TB – Large backrest upgrade

Bases



P25 – High profile, 5 leg solid cast aluminum base with polished top and 25.6" leg spread



P28 – Large, high profile, 5 leg solid cast aluminum base with polished top and 28.7" leg spread

MVMT Tech Classic Series

Seat



1B – Upholstered ergonomic seat, 20.5" wide, mounted rearward for 16.4" seat depth

Control



E2 – Regulates seat tilt, backrest tilt, and seat height from a seated position



E3 – Synchro-tilt control which regulates seat height, seat depth and tilt tension, and includes control lock out for precision work

Armrests



3D – Adjustable urethane armrest pads on solid polished cast aluminum uprights adjust 3.5" vertically, 2" front to back, 1" left to right on each armrest – for 2 full inches of width adjustment – and lock into place once adjusted

MVMT Tech HD Series

Seat



1B – Upholstered ergonomic seat, 20.5" wide, mounted rearward for 16.4" seat depth

Backrest



TB – Large backrest upgrade

Control



E2 – Regulates seat tilt, backrest tilt, and seat height from a seated position

Armrests



3D – Adjustable urethane armrest pads on solid polished cast aluminum uprights adjust 3.5" vertically, 2" front to back, 1" left to right on each armrest – for 2 full inches of width adjustment – and lock into place once adjusted

Work Surface Height

L	17" to 22"	Desk
M	20" to 28.5"	Standard Bench
H	23.5" to 34"	High Bench

Performance Package Legend — Applies to all BioFit seating lines

Category	Class	MFG Code, All Lines
Static Control/ESD	—	K
Clean Room	ISO 8	ISO8
	ISO 7	ISO7
	ISO 6	ISO6
	ISO 5	ISO5
	ISO 4	ISO4
	ISO 3	ISO3
Clean Room/ESD	ISO 8	ISO8K
	ISO 7	ISO7K
	ISO 6	ISO6K
	ISO 5	ISO5K
	ISO 4	ISO4K
	ISO 3	ISO3K
Standard black metal part finish	—	06
Chrome-plated metal parts	—	C

Manufacturing Code Protocol



MVMT Pro Series

MVMT® Line Manufacturing Code Protocol

Using the protocol format chart below, the example components listed result in the manufacturing code **MP-1-TB-P28-M-RC-PM-AFP-3D-06-AV106**

- Series: MP; MVMT Pro
- Seat: 1; MVMT Pro Standard Seat
- Back: TB; Tall Back
- Base: P28; 28.7" Diameter Polished Aluminum
- Seat Height: M; Medium 20" – 27" Range
- Casters: RC; Resistance
- Control: PM; MVMT Pro Control
- Footring: AFP; 22" Diameter Adjustable
- Arms: 3D; 3D Style
- Finish: 06; Black Powder Coated Metal
- Upholstery: AV106; Royal Blue Grade 2 Vinyl

Series	Seat	Back	Base	Height	Casters/ Glides	Control	Footring	Armrests	Performance Pkg.*	C133 Fire Ret.*	Other Options*	Metal Finish	Upholstery**
MP	1	TB	P28	M	RC	PM	AFP	3D				06	AV106

*Optional, if selected. **Scan the QR code at the bottom of this page to view standard upholstery.



Amherst Series

Foundation Line Manufacturing Code Protocol

Using the protocol format chart below, the example components listed result in the manufacturing code **AMA-L-RC-T-XF-XA-06-CLN40**

- Seat: A style; Saddle-shaped, Contoured
- Back: M style; 18"W X 19" H
- Base: A; 25.6" Diameter Cast Aluminum
- Seat Height: L; Low 17" to 22" Range
- Casters: RC; Resistance
- Control: T; Task
- Footring: XF; No Footring
- Arms: XA; No Arms
- Finish: 06; Black Powder Coated Metal
- Upholstery: CLN40; Chili Grade 3 Vinyl

Seat, Back, Base	Height	Casters/ Glides	Control	Footring	Armrests	Performance Pkg.*	C133 Fire Ret.*	Other Options*	Metal Finish	Upholstery**
AMA	L	RC	T	XF	XA				06	CLN40

*Optional, if selected. **Scan the QR code at the bottom of this page to view standard upholstery.



Trend Series

bimos Line Manufacturing Code Protocol

Using the protocol format chart below, the example components listed result in the manufacturing code **TRENDW-M-2000**

- Series Name: TREND
- Base: W; 28.7" Diameter Wide Aluminum
- Seat Height: M; Medium 21" to 28" Range
- Upholstery/Seat and Back: 2000; Black Self-Skinned Urethane

Series, Base	Height	Upholstery	Casters/Glides*	Footring*
TRENDW	M	2000		

*Optional, if selected. bimos Trend and Unitec units come standard with RC resistance casters and ATF footring on medium and high height models.

Refer to the optional components and performance package legend on pages 8-9 and individual product pages for standard component designators. Please contact BioFit customer service at biofit@biofit.com, 800.597.0246 or using our website chat if you have questions or need assistance determining a manufacturing code.



For MVMT and Foundation upholstery codes, scan the QR code.

Product Selection Guide

Performance Package, Healthier Hospital and Quick Ship Program Reference Legend

We've made it easy to locate seating available with clean room and static control/ESD performance packages, products compliant with Healthier Hospitals Initiative (HHI) standards as well as those available under the BioFit Quick Ship Program. Just look for the color coded dots in each series box in the product locator per the below legend:

- = Clean Room
- = ESD
- = Healthier Hospitals
- = Next Day Shipping
- = 2-Day Shipping

MVMT® Line



MVMT Pro Series /
12-17 ● ● ●



MVMT Tech Series
with Classic Base /
12-17 ● ● ●



MVMT Tech Series
with HD Base /
12-17 ● ● ●

Foundation & bimos Lines



bimos line/ Neon
Series 18-19 ●



Avenue (AE) Series /
22-23 ● ● ●



Amherst (AM) Series /
24-25 ● ● ●



Belize (BE) Series /
26-27 ● ● ● ●



Bridgeport (BT)
Series /
28-29 ● ● ● ●



Elite (EE) Series /
30-31 ● ● ● ● ●



Eton (ET) Series /
32-33 ● ● ● ●



Sewn Seams
FC Series /
34-35, 37 ●



Sewn Seams
FL Series /
34-35, 37 ●



Sewn Seams
HC Series /
34, 36-37 ●



Sewn Seams
HL Series /
34, 36-37 ●



Vacuum Formed
FC Series /
38-39, 41 ●



Vacuum Formed
FL Series /
38-39, 41 ●



Vacuum Formed
HC Series /
38, 40-41 ●



Vacuum Formed
HL Series /
38, 40-31 ●



Zephyr AP & FP
Series /
42-43 ●



ExecErgo Series /
44-45 ●



Intensive Plus /
46-47 ●



bimos line/
Trend Series /
48-49



bimos line/
Unitec Series /
50-51



ArmorSeat (GG)
Series /
52-53 ● ● ●



UniqueU (UU)
Series /
54-55 ● ● ● ●



Skoop (KX)
Series /
56-57 ● ●



Willow (WW)
Series /
58-59



Regent (RT)
Series /
60-61 ● ●



Regent Vacuum
Formed (RT-VF)
Series /
62-63 ●



Aramis 2A and 2A
Vacuum Formed
Stools /
65 ● *



Rexford (RX) Series /
66-67 ● ●



Rexford Vacuum
Formed (RX-VF)
Series /
68-69



Cerex (CX) Series /
70-71 ●



Traxx (TX) Series /
72-73 ● ● ●



TXG Series Stools /
74 ● ●



AJAX (AJ) Series
Stools /
75 ● ●



LX Series Sit/
Stand /
76



bimos line/ Fin /
77 ● ●



Footrests (FS-1
& FS-2) /
78 ● ● ●

MVMT® Ergonomic Seating

motion: full range | design: innovative

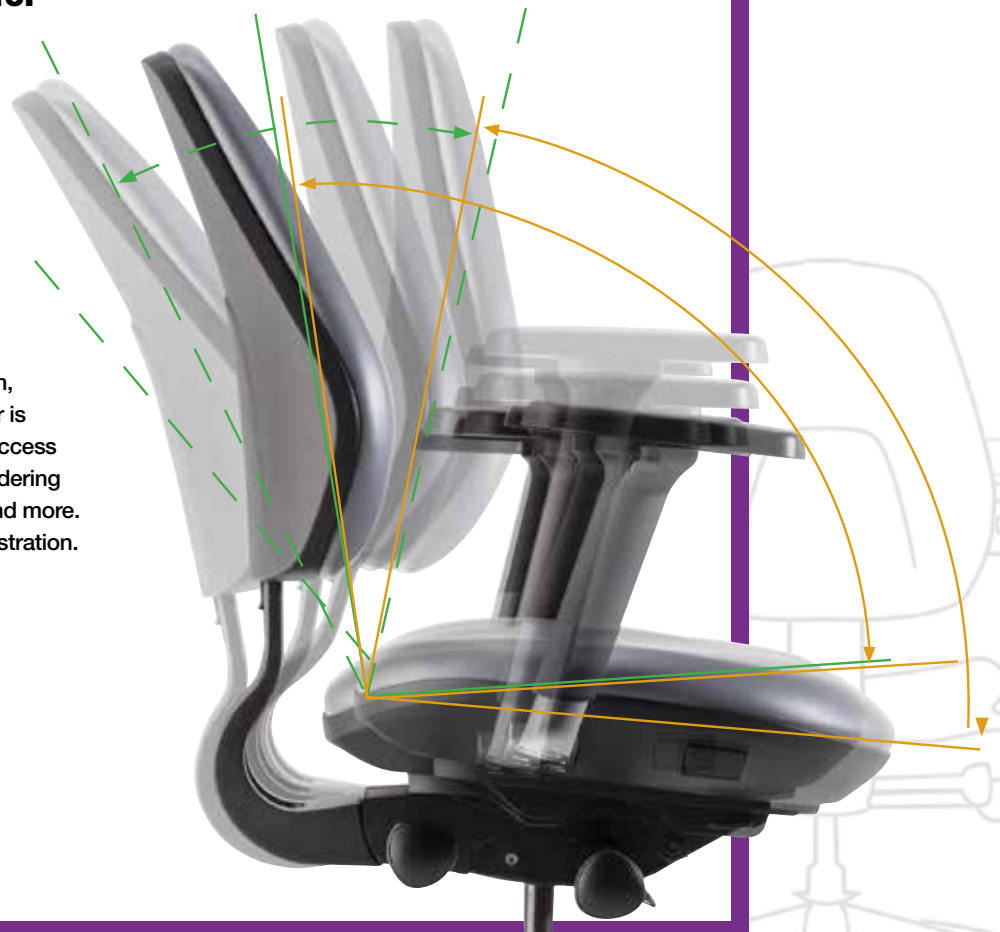
Technical applications demand different seating ergonomics from that of office seating. Working postures and motions are different. Workstation surfaces are higher. MVMT from BioFit represents a revolutionary advancement for today's clean room, static control, healthcare, laboratory, industrial, and standing-desk applications.

- Maximum seat-height range of 34", accommodates microscope, tissue culture, other lab/technical work
- Full adjustability, ergonomic support
- Comfortable, award-winning design
- Supports 350-lb capacity

World-class chairs for world-class labs.

Available in two series—MVMT Pro and MVMT Tech. The feature-laden Pro series offers a dozen standard ergonomic adjustments. The Tech Series, with a range of scalable options, is geared for use in the harshest industrial settings to the most technical facilities.

With the QR Code Profile System, information specific to your chair is available on your smartphone. Access operation/assembly videos, reordering information, warranty balance and more. Scan the code here for a demonstration.



Dedicated to Design. Committed to Quality.

This is BioFit's focus every day as we strive to improve the workplace experience through ergonomic performance, style and reliability. We've been an innovator for the past 70 years, introducing solutions for science, industry, healthcare, technology and education. With a global network of over 800 independent distributors, we continue to proudly serve these industries today.

BioFit Engineered Products
P.O. Box 109 • Waterville, OH 43566-0109, USA

© 2020 BioFit Engineered Products. All rights reserved. MVMT is a trademark of BioFit Engineered Products.

11/19

MVMT® Pro Series

advantage: intuitive functionality | use: technical

supports
350
pounds

The MVMT Pro Series offers weight-activated control – meaning an individual user's weight sets the tension, which alleviates resetting controls in multi-user/multi-shift workplaces. The seating is engineered for task-specific range of motion and 24/7/365 use. The MVMT Pro aesthetic complements interior design trends, positively impacting corporate image. Important technical benefit: ISO Class 8 to ISO Class 6 clean room and clean room/static control models are available. 13-year warranty.

Upholstered ergonomic seat.

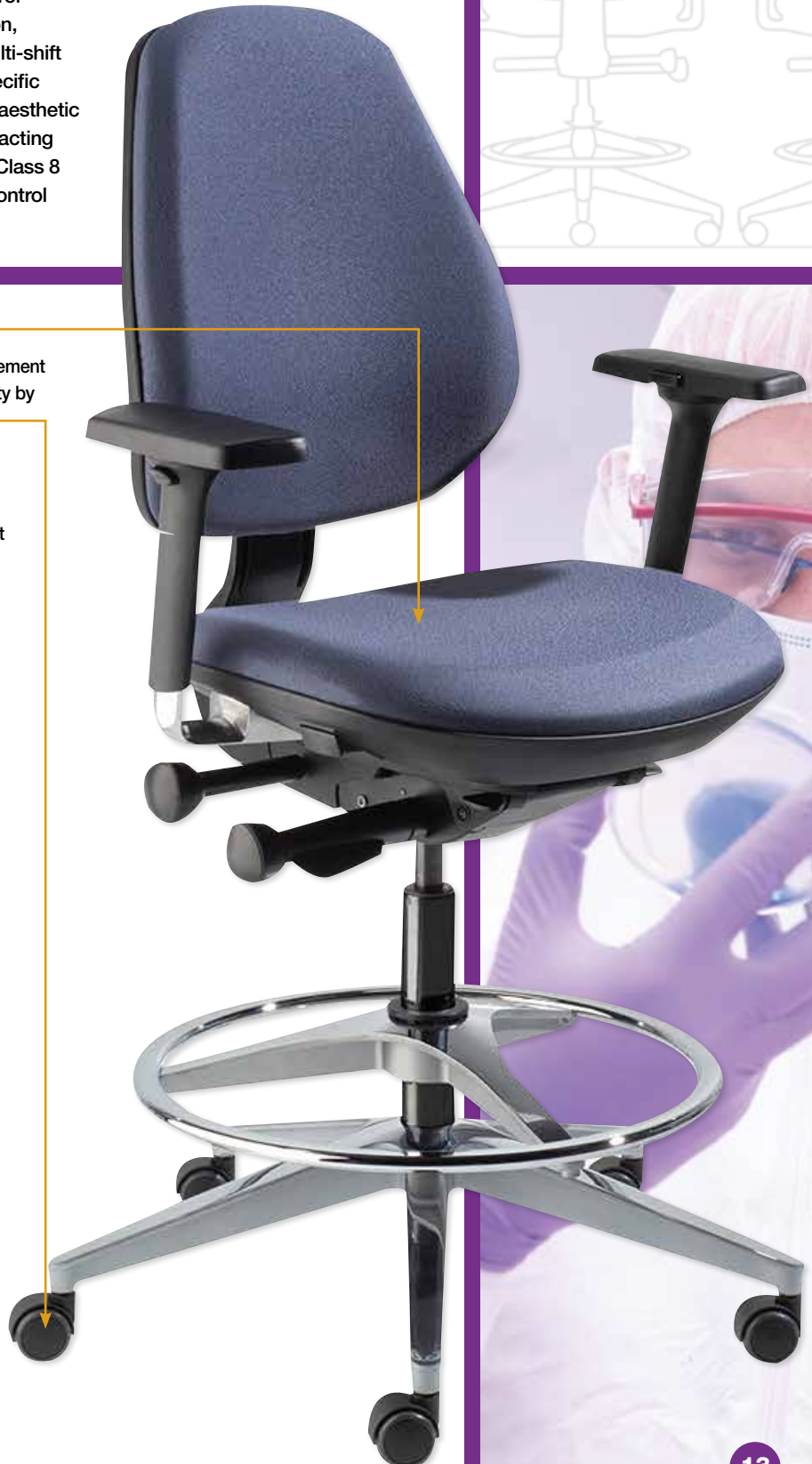
Dual-wheel non-marring polyurethane casters resist movement when the chair is unoccupied, enhancing workplace safety by inhibiting seating from rolling away.

Control lockout is available for areas where work is so critical that any motion would create a profound problem. The control can be completely locked-out by means of a simple twist of a knob and can be locked in three different reclining positions.



The MVMT Pro design is created for today's ultra-critical environments including static-sensitive and particle-/microbe-controlled areas. A BioFit exclusive: QR code profile system delivers individual webpage for every MVMT unit manufactured.

Shown here:
**MVMT Pro Series with tall backrest,
high seat height range**



MVMT® Tech Series with Classic Base

advantage: versatility | use: clean room, static control/ESD,
industrial, laboratory, healthcare

supports
350
pounds

Like the MVMT Pro, the Tech Series with Classic Base category was created for ultra-critical environments including static-sensitive and particle-/microbe-controlled areas such as medical device manufacturing, genetic research, pharmaceutical processing and similar facilities. Tech Series comes standard without arms to allow tucking under work surfaces. Models available with tall and medium backrests. 13-year warranty.

Standard as well as two optional controls available.

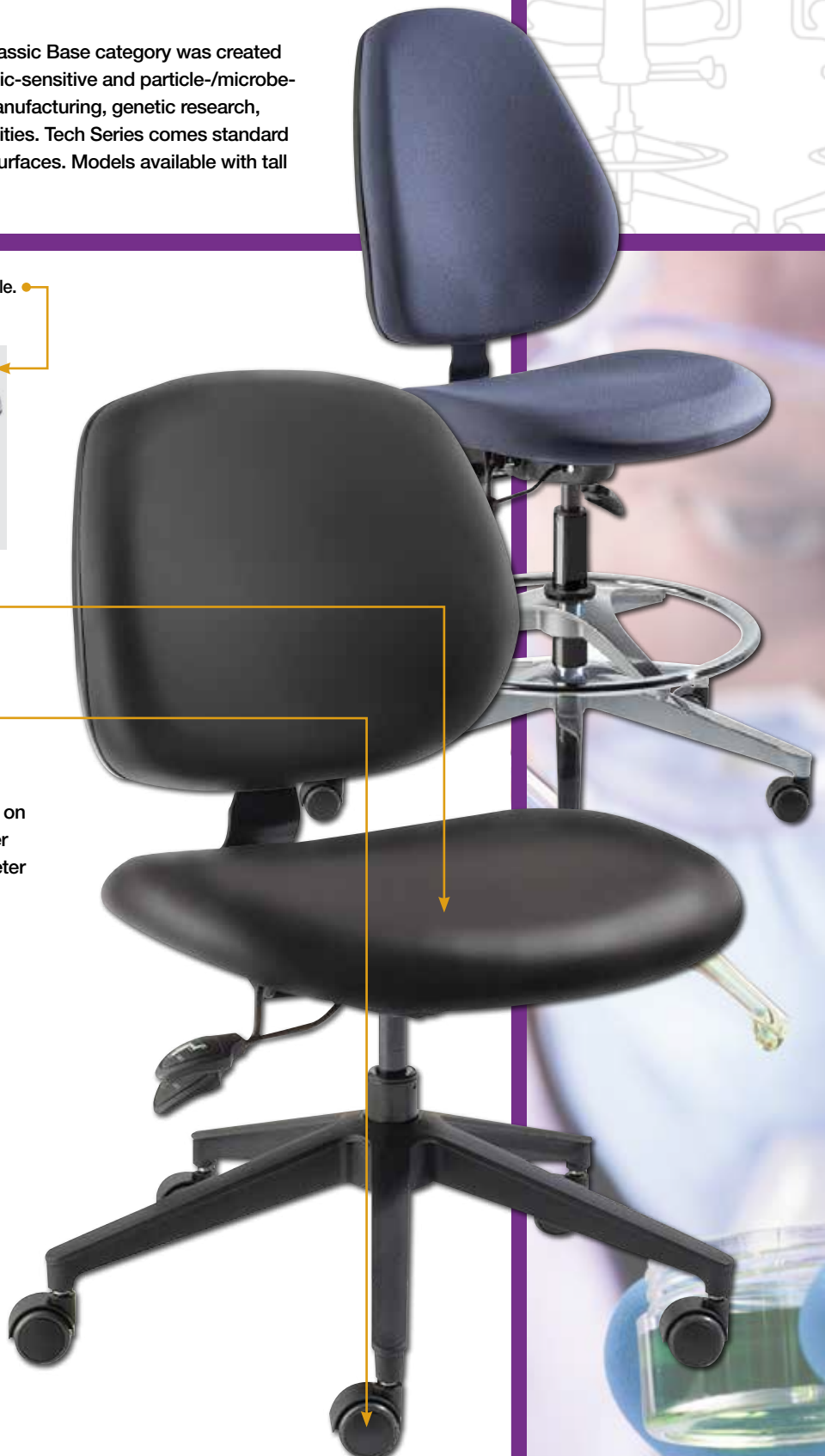


Upholstered ergonomic seat.

Dual-wheel non-marring polyurethane casters resist movement when the chair is unoccupied, enhancing workplace safety by inhibiting seating from rolling away.

Three high-profile base styles are available: Glass reinforced composite (mfg. code GR, on low seat height models only); 25.6" diameter aluminum (mfg. code P25); and 28.7" diameter wide aluminum (mfg. code P28).

Shown here: (foreground)
MVMT Tech Series with Classic reinforced glass composite base, medium backrest, low seat height range; (background)
MVMT Tech Series with Classic, 28.7" diameter wide aluminum base, tall backrest, high seat height range



MVMT® Tech Series with HD Base

advantage: added durability | use: clean room, static control/ESD, industrial, laboratory

supports
350
pounds

Tech Series with Heavy-duty (HD) Base models offer the look and performance of the award-winning MVMT family with the addition of a rugged tubular steel base, making them a leading choice for today's industrial workplaces. Models available with tall and medium backrests. 13-year warranty. Tech Series comes standard without arms to allow tucking under work surfaces.

Upholstered ergonomic seat.

Black powder-coated paint finish standard on metal parts.

Dual-wheel non-marring polyurethane casters resist movement when the chair is unoccupied, enhancing workplace safety by inhibiting seating from rolling away.

Affixed footring, positioned 8" above floor level on HD bases for low and medium seat height models (mfg. code TUL), or 12" above floor level on HD bases for high seat height models (mfg. code TUH).



The MVMT Tech HD Base models are an ideal solution for harsh applications and 24/7/365 use. Standard E1 control regulates seat height and backrest angle while keeping the seat fixed at a 3.5° rearward angle (manufacturing code E1). Control which regulates seat tilt, backrest tilt and seat height from seated position is available as an option on MVMT Tech HD series (manufacturing code E2).

Shown here:

MVMT Tech Series with Heavy Duty base, tall backrest, medium seat height range (base shown features affixed footring positioned 8" above floor level, mfg. code TUL)



BioFit MVMT® Seating

ordering information | january 2020

MVMT Pro Series | Standard Components

Ergonomic seat 20.5" wide with adjustable seat depth from 16.4" - 18.9", weight-activated Pro control with 5:1 synchro tilt, forward seat tilt, backrest forward adjustment, micro tension adjustment, control lockout, adjustable urethane armrest pads on solid polished cast aluminum uprights adjust 3.5" vertically, 2" front to back, 1" left to right on each armrest – for 2 full inches of width adjustment, resistance casters, grade 2 upholstery, 28.7" diameter wide aluminum base (P28) is standard on M and H seat height models only; reinforced glass composite base (GR) is standard on L height models. 22" diameter adjustable oval tube footring (AFP) is only available on M & H height models.

Model#	Part#	Backrest	Seat Hgt.	Compatibility
MP-TL	MP-1-TB-GR-L-RC-PM-XF-3D-06	Tall, 17.5"Wx19.5"H	Low, 17"-21"	Desk
MP-ML	MP-1-MB-GR-L-RC-PM-XF-3D-06	Medium, 17.5"Wx15"H	Low, 17"-21"	Desk
MP-TM	MP-1-TB-P28-M-RC-PM-AFP-3D-06	Tall, 17.5"Wx19.5"H	Medium, 20" - 27"	Standard Bench
MP-MM	MP-1-MB-P28-M-RC-PM-AFP-3D-06	Medium, 17.5"Wx15"H	Medium, 20" - 27"	Standard Bench
MP-TH	MP-1-TB-P28-H-RC-PM-AFP-3D-06	Tall, 17.5"Wx19.5"H	High, 24" - 33.5"	High Bench
MP-MH	MP-1-MB-P28-H-RC-PM-AFP-3D-06	Medium, 17.5"Wx15"H	High, 24" - 33.5"	High Bench

MVMT Tech Series Classic | Standard Components

Ergonomic seat 20.5" wide mounted forward, 18" seat depth standard, task control (seat height, backrest angle, 3.5° fixed rearward angle), no arms, composite base (low), aluminum base (medium, high), footring (medium, high), resistance casters, grade 2 upholstery

Model#	Part#	Backrest	Seat Hgt.	Compatibility
MTCL-TL	MTCL-1F-TB-GR-L-RC-E1-XF-XA-06	Tall, 17.5"Wx19.5"H	Low, 17"-22"	Desk
MTCL-ML	MTCL-1F-MB-GR-L-RC-E1-XF-XA-06	Medium, 17.5"Wx15"H	Low, 17"-22"	Desk
MTCL-TM	MTCL-1F-TB-P28-M-RC-E1-AFP-XA-06	Tall, 17.5"Wx19.5"H	Medium, 19" - 26.5"	Standard Bench
MTCL-MM	MTCL-1F-MB-P28-M-RC-E1-AFP-XA-06	Medium, 17.5"Wx15"H	Medium, 19" - 26.5"	Standard Bench
MTCL-TH	MTCL-1F-TB-P28-H-RC-E1-AFP-XA-06	Tall, 17.5"Wx19.5"H	High, 21.5" - 32"	High Bench
MTCL-MH	MTCL-1F-MB-P28-H-RC-E1-AFP-XA-06	Medium, 17.5"Wx15"H	High, 21.5" - 32"	High Bench

MVMT Tech Series HD | Standard Components

Ergonomic 20.5" wide seat mounted forward, 18" seat depth standard, tubular steel base, resistance casters, task control (seat height, backrest angle, fixed rearward angle), no arms, affixed footring, grade 2 upholstery

Model#	Part#	Backrest	Seat Hgt.	Compatibility
MTHD-TL	MTHD-1F-TB-TUL-L-RC-E1-XF-XA-06	Tall, 17.5"Wx19.5"H	Low, 17.5"-21.5"	Desk
MTHD-ML	MTHD-1F-MB-TUL-L-RC-E1-XF-XA-06	Medium, 17.5"Wx15"H	Low, 17.5"-21.5"	Desk
MTHD-TM	MTHD-1F-TB-TUL-M-RC-E1-XF-XA-06	Tall, 17.5"Wx19.5"H	Medium, 20.5"-27.5"	Standard Bench
MTHD-MM	MTHD-1F-MB-TUL-M-RC-E1-XF-XA-06	Medium, 17.5"Wx15"H	Medium, 20.5"-27.5"	Standard Bench
MTHD-TH	MTHD-1F-TB-TUH-H-RC-E1-XF-XA-06	Tall, 17.5"Wx19.5"H	High, 24.5"-31.5"	High Bench
MTHD-MH	MTHD-1F-MB-TUH-H-RC-E1-XF-XA-06	Medium, 17.5"Wx15"H	High, 24.5"-31.5"	High Bench

Ask about special and custom orders.

Unique Motion Simplified.

MVMT delivers an intuitive user experience featuring what may be the first self-regulating weight activation control in a specialized chair. This means it not only adjusts to the primary user's movements, but also automatically fine-tunes itself to others of various sizes and weights, sensing their individual support needs from the moment they sit down.

- Optional adjustable urethane armrest pads on solid polished cast aluminum uprights



- Standard E1 control which regulates seat height and backrest angle

- Rugged tubular steel base with affixed footring positioned 12" above floor level (mfg. code TUH)

optional components

Component	MFG Code	Description
Seat	1B	Upholstered ergonomic seat, 20.5" wide, mounted rearward for 16.4" depth
Armrest	3D	Adjustable urethane armrest pads on solid polished cast aluminum uprights adjust 3.5" vertically, 2" front to back, 1" left to right on each armrest – for 2 full inches of width adjustment – and lock into place once adjusted
	XA	Without arms
Footring	XF	Minus AFP footring (med. & high height models)
Glides	HG	2" high polyamide glides
Casters	RC	Hooded dual-wheel, non-marring resistance casters, resist movement when seat is unoccupied
	RK	Hooded dual-wheel, non-marring resistance casters for ESD applications; resist movement when seat is unoccupied (standard with ESD performance packages)
Base	P25	25.6" diameter aluminum base*
	P28	28.6" diameter aluminum base*
Control	E2	Regulates seat tilt, backrest tilt and seat height from a seated position
	E3	Synchro-tilt control which regulates seat height, seat depth and tilt tension, and includes control lock out for precision work
Miscellaneous	SW	Skid Wrapping, net cost per pallet
	VU	Upholstered underwrap to match seat upholstery (available on MVMT Tech Series models only)

*Both of these bases are only available as options in place of the standard GR base on low height Pro and Tech Series Classic models.

See pages 8 and 9 for additional information on MVMT optional components.

upholstery

MFG Code	Description
Grade 3	Grade 3 upholstery
Grade 4	Grade 4 upholstery
Grade 5	Grade 5 upholstery
Grade 6	Grade 6 upholstery
Grade 7	Grade 7 upholstery
Grade A	Black conductive vinyl upholstery (Price included in ESD and ISO/ESD performance packages)
Grade B	Blue microcon vinyl upholstery (Price included in ESD and ISO/ESD performance packages)
Grade B	Black microcon vinyl upholstery (Price included in ESD and ISO/ESD performance packages)
Grade C	Blue UR grounded cloth upholstery (Price included in ESD and ISO/ESD performance packages)
Grade C	Black UR grounded cloth upholstery (Price included in ESD and ISO/ESD performance packages)
C133	Fire Retardant. Special upholsteries, foam or barriers (as needed to meet California Technical Bulletin 133 & Boston Fire Code; upholstery choices may be limited. Minimums of Grade 2/3 fabric or Grade 3 vinyl are offered); not available in California

performance packages

Category	Class	MFG Code
Static Control/ESD	–*	K
Clean Room	ISO 8**	ISO8
	ISO 7**	ISO7
	ISO 6	ISO6
	ISO 5	ISO5
	ISO 3*	ISO3
Clean Room/ESD	ISO 8*	ISO8K
	ISO 7*	ISO7K
	ISO 6*	ISO6K
	ISO 5*	ISO5K
	ISO 3*	ISO3K
Standard black metal part finish	–	06
Chrome-plated metal parts	–	C

*Not available with GR style base on MVMT Pro and Tech Classic models.

**Comes standard with black powder coat metal finish.

WARNING: This product can expose you to chemicals including wood dust, which is known to the State of California to cause cancer. For more information go to www.p65warnings.ca.gov.

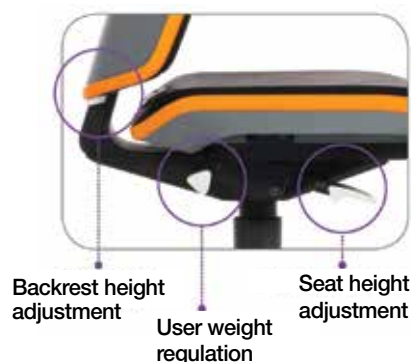
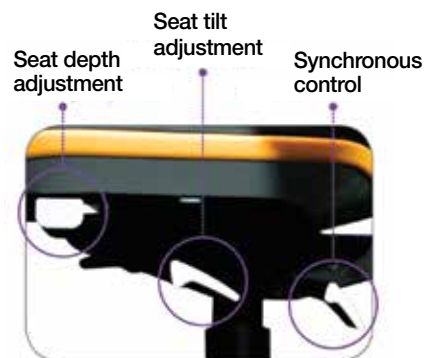
bimos by BioFit™ Collection: Neon

advantage: adaptability | use: laboratory, healthcare, industrial, static control/ESD

Neon ergonomic seating bridges the exacting specification requirements of the most technical facilities with the comfort and satisfaction expectations of top employees and prospective hires. 13-year warranty.



- Profile-defining gray flex strip.
- Control adjustments include synchronous seat to back functionality, seat tilt, seat depth, seat height and user weight regulation.
- Exclusive 1+1 rapid-change upholstery system allows the same chair to be used in diverse applications and work environments. Black vinyl upholstery pad set shown.
- Dual-wheel non-marring polyurethane casters resist movement when seat is unoccupied, enhancing workplace safety by inhibiting seating from rolling away.



- 27.5" diameter black aluminum base

Shown here:
Neon Series black vinyl upholstery pads, grey flex with casters

ordering information | january 2020

bimos by BioFit™ Collection: Neon | Standard Components

18.5"W seat with 2.25" variable-depth adjustment range, from 16.5"-18.75", pneumatics provides 17.75"-25.5" seat height adjustment range, 17.25"W x 22.5"H backrest with 0-23° angle adjustment and 2.25" height adjustment range, 27.5" diameter black powder-coated aluminum base

Model#	Manufacture Code	Seat-Hgt.	Compatibility
NEON-L	NEON-L-RC-SSC-XF-XA-06-X-GRY-MG01	Low, 17.75" - 25.5"	Desk
NEON-H	NEON-H-RC-SSC-AFP-XA-06-X-GRY-MG01	High, High: 28" - 39.5"	High Bench

Extended lead times apply for all Neon models. Contact BioFit for details and information on special and custom orders.

optional components

Component	MFG Code	Description
Armrest	ARMS	Multifunctional arms, black
	ARMK	ESD multifunctional arms
Footring	AFP	Adjustable height, 22" diameter, oval tube construction on solid polished cast aluminum spoke (<i>adjusts easily without knobs or levers; price applies to models ordered with this footring instead of the standard AFR footrest</i>)
	AFR	Standard Neon footrest (<i>available on high model only</i>)
Glides	HG	2" high polyamide glides
	HK	2" high ESD glides – available on models with ESD performance packages
Casters	RC	Hooded dual-wheel, non-marring resistance casters, resist movement when seat is unoccupied – standard on all models
	RK	Hooded dual-wheel, non-marring resistance casters for ESD applications, resist movement when seat is unoccupied – standard with ESD performance packages
Flex Strip	GRY	Grey flex strip – standard on all models
	GRN	Green flex strip
	ORG	Orange flex strip
	BLU	Blue flex strip

upholstery pads

MFG Code	Description
MG01	Black vinyl
MG02	Blue vinyl
MG11	Grey vinyl
SP01	Supertec black fabric
SP02	Supertec blue fabric
SP11	Supertec grey fabric
6801	Duotec black fabric
6802	Duotec blue fabric
6811	Duotec grey fabric
2000	Self-skinned urethane, black
2001	Self-skinned urethane, blue
2002	Self-skinned urethane, grey
MG01K	ESD black vinyl
9801K	ESD black fabric
9802K	ESD blue fabric
9811K	ESD grey fabric
2000K	ESD self-skinned urethane, black

performance packages

Category	MFG Code	Description
ESD	K	Low Seat Height
	K	High Seat Height

WARNING: This product can expose you to chemicals including wood dust, which is known to the State of California to cause cancer. For more information go to www.p65warnings.ca.gov.





Dedicated to Design.
Committed to Quality.

biofit.com | 800.597.0246

ORDER



24 HOURS

The BioFit Quick Ship
Program Just Got Quicker

Next Day Shipping Ensures Your Seating Success

Need chairs in a hurry? BioFit delivers—fast. BioFit now offers Next Day Shipping (NDS) for our customers on our most popular Elite and UniqueU seating. The NDS line includes best-selling, cost-effective next-day seating solutions for healthcare, laboratory, office, education, and industrial workplaces.

How It Works: Need chairs next-day? Select standard Elite or UniqueU seating and shipment will be on its way in 24 hours.* To order, simply note the Model# and contact BioFit at 800.597.0246 or biofit@biofit.com for a local dealer. Dealers can send orders to orders@biofit.com.

Keep your business moving even faster. Look for the orange dot for BioFit's new NDS option and get your seating solutions shipped in 24 hours.*

The BioFit Advantage: BioFit delivers more product options to meet your workplace requirements and propel your business to higher operational efficiencies.

- Ergonomic design enhances worker comfort and productivity; easily adjusted controls to meet the needs of multiple-shift users
- High-end aesthetics enhance and complement work environments
- Standard components that many manufacturers offer as costly upcharge options
- 13-year warranty on 24/7/365 day use

Look for the
● for Seating
that Ships in
24-Hours.

Order Today!

Elite (EE) Series

● = Next Day Shipping

Shown here:
Elite Series
with **A base**,
low seat
height range



ordering information | january 2020

Elite Series | Standard Components

18.5"W x 17"D x 3"T seat with 4-way contouring and internal seat board bumperguard, 15.5"W x 14.5"H backrest with lumbar support and plastic protective panel, soft touch pneumatic seat height adjustment, fixed rearward 3.5° seat tilt, backrest tilt and backrest height adjustment, AV126 upholstery

Models with tubular steel base

Model#	Seat-Hgt.	Compatibility
● EES-L-RC-T-XF-XA-06	Low, 18"-22"	Desk
● EES-M-RC-T-XF-XA-06	Medium, 21"-28"	Standard Bench
● EES-H-RC-T-XF-XA-06	High, 25"-32"	High Bench

Models with cast aluminum base

Model#	Seat-Hgt.	Compatibility
● EEA-L-RC-T-XF-XA-06	Low, 17"-22"	Desk
● EEA-M-RC-T-XF-XA-06	Medium, 19"-26"	Standard Bench
● EEA-H-RC-T-XF-XA-06	High, 22"-32"	High Bench

UniqueU (UU) Series

Shown here:
UniqueU Series
with **A base**,
low seat
height range



ordering information | january 2020

UniqueU Series | Standard Components

18.5"W x 17"D x 1.5"T self-skinned urethane seat with waterfall front, shaped rear edge and ventilating ribs, 16.5"W x 12.5"H self-skinned urethane backrest with ventilating ribs and integral lumbar support, soft touch pneumatic seat height adjustment, fixed rearward 3.5° seat tilt, backrest tilt and backrest height adjustment

Models with tubular steel base

Model#	Seat-Hgt.	Compatibility
● UUS-L-RC-T-XF-XA-06	Low, 17"-21"	Desk
● UUS-M-RC-T-XF-XA-06	Medium, 20"-27"	Standard Bench
● UUS-H-RC-T-XF-XA-06	High, 24"-31"	High Bench

Models with cast aluminum base

Model#	Seat-Hgt.	Compatibility
● UUA-L-RC-T-XF-XA-06	Low, 16"-21"	Desk
● UUA-M-RC-T-XF-XA-06	Medium, 18"-25"	Standard Bench
● UUA-H-RC-T-XF-XA-06	High, 21"-31"	High Bench

Elite & UniqueU Options

optional components

Component	MFG Code	Description
Footring	● AFP	Adjustable height, 22" diameter, oval tube construction, solid polished cast aluminum spoke (recommended for medium and high height models with A base, adjusts easily without knobs/levers; not available with low height models or S style base units)
	● ATF	Adjustable height, 20" diameter, cast aluminum (recommended for medium and high height models with A base, not available with low height models or S style base units)
Glides	● HG	2" high polyamide glides
Casters	● RC	Hooded dual-wheel, non-marring resistance casters, lock when seat is unoccupied – standard on most models

performance packages

Category	MFG Code
Chrome-plated metal parts, chairs w/A, W, R base	● C
Chrome-plated metal parts, chairs w/S base	● C



Dedicated to Design.
Committed to Quality.

biofit.com
800.597.0246



• 23" diameter tubular steel (S style) base with 21" diameter affixed footing.



• 25.6" diameter, high-profile cast aluminum (A style) base.

WARNING: This product can expose you to chemicals including wood dust, which is known to the State of California to cause cancer. For more information go to www.p65warnings.ca.gov.

BioFit Engineered Products
P.O. Box 109 • Waterville, OH
43566-0109, USA

© 2020 BioFit Engineered Products
All rights reserved. 11/19

Avenue (AE) Series



Dedicated to Design.
Committed to Quality.

advantage: versatility | use: clean room, static control/ESD,
various workspaces

The Avenue (AE) Series features saddle-shaped seats and ergonomic backrests to promote user comfort and higher productivity. This versatile seating can meet clean room and static control demands. Its functional design allows use in a range of education, healthcare, laboratory, industrial and office settings. Options are available to meet a variety of needs and budget requirements. 13-year warranty.



- Cloth and vinyl upholstery styles available to match various workspace requirements.
- Saddle-shaped, contoured seat with waterfall front and internal seat board bumperguard.
- Meets CAL 117 fire retardant standards. Treatment to meet CAL TB 133 available as an option (not available in California).
- Black powder-coated paint finish standard on metal parts.
- Pneumatics are available to provide low, medium and high seat height ranges to accommodate many task requirements.
- High-profile Euro-look base with T-shape construction for added strength and easy cleanability.
- Dual-wheel non-marring polyurethane casters resist movement when the chair is unoccupied, enhancing safety by inhibiting seating from rolling away.



- 23" diameter tubular steel (S style) base with 21" diameter affixed footing.



- 25.6" diameter, high-profile cast aluminum (A style) base.



- 25.6" diameter, high-profile reinforced composite (R style) base.



- 28.7" diameter, high-profile wide aluminum (W style) base.

Shown here:
Avenue Series with R base, low seat height range

ordering information | january 2020

Avenue Series | Standard Components

21"W x 19"D x 3"T seat, 15.5"W x 14.5"H backrest with lumbar support and protective panel, soft touch pneumatic seat height adjustment, fixed rearward 3.5° seat tilt, backrest tilt and backrest height adjustment, grade 2 upholstery

Models with tubular steel base

Model#	Seat-Hgt.	Compatibility
AES-L-RC-T-XF-XA-06	Low, 18"-22"	Desk
AES-M-RC-T-XF-XA-06	Medium, 21"-28"	Standard Bench
AES-H-RC-T-XF-XA-06	High, 25"-32"	High Bench

Models with cast aluminum base

Model#	Seat-Hgt.	Compatibility
AEA-L-RC-T-XF-XA-06	Low, 17"-22"	Desk
AEA-M-RC-T-XF-XA-06	Medium, 19"-26"	Standard Bench
AEA-H-RC-T-XF-XA-06	High, 22"-32"	High Bench

Models with reinforced composite base

Model#	Seat-Hgt.	Compatibility
AER-L-RC-T-XF-XA-06	Low, 17"-22"	Desk
AER-M-RC-T-XF-XA-06	Medium, 19"-26"	Standard Bench
AER-H-RC-T-XF-XA-06	High, 22"-32"	High Bench

Models with wide aluminum base

Model#	Seat-Hgt.	Compatibility
AEW-L-RC-T-XF-XA-06	Low, 17"-22"	Desk
AEW-M-RC-T-XF-XA-06	Medium, 19"-26"	Standard Bench
AEW-H-RC-T-XF-XA-06	High, 22"-32"	High Bench

Ask about special and custom orders.

WARNING: This product can expose you to chemicals including wood dust, which is known to the State of California to cause cancer. For more information go to www.p65warnings.ca.gov.

optional components		
Component	MFG Code	Description
Armrest	ARS	Height/width adjustable with self-skinned urethane pads <i>(not available with ISO 3 or 4 performance packages)</i>
	PSAS	Height adjustable with self-skinned urethane pads
Seat Control	FFAC	Free float articulating: pneumatic seat- and backrest-height adjustment; seat and backrest tilt independently via separate levers, and can free float or lock into place, seat can tilt forward ISO 5 performance package configurations
	EXE	Executive tilt: pneumatic seat- and backrest-height adjustment; backrest tilt, seat and backrest swivel tilt in unison; tilt tension control knob and single lever seat tilt lock into any position <i>(only available on models with maximum seat height of 26" or less)</i>
	SLD	Seat slider bracket allows seat depth adjustment range of up to 2.5" w/locking positions every 0.5"; add to the standard Task, FFAC or EXE controls <i>(Available with Task control and R or A base in low height only; available with Task Control and W base in all seat heights; not available on S style base; available with EXE control and W base only in low and medium heights, clean room models ISO 6 or higher)</i>
	ASC	Articulating Seat Control: Pneumatic seat- and backrest-height adjustment; seat and backrest tilt independently and lock into place with a single lever <i>(only available on ISO 3 and ISO 4 clean room models without arms)</i>
Footring	AFP	Adjustable height, 22" diameter, oval tube construction, solid polished cast aluminum spoke <i>(recommended for medium and high height models with A, W or R bases, adjusts easily without knobs/levers; not available with low height models or S style base units)</i>
	ATF	Adjustable height, 20" diameter, cast aluminum <i>(recommended for medium and high height models with A, W or R bases, not available with low height models or S style base units)</i>
Glides	HG	2" high polyamide glides
Casters	RC	Hooded dual-wheel, non-marring resistance casters, resist movement when seat is unoccupied – standard on most models
	RK	Hooded dual-wheel, non-marring resistance casters for ESD applications; resist movement when seat is unoccupied <i>(standard with ESD performance packages)</i>
Miscellaneous	SW	Skid wrapping, net cost per pallet
	VU	Upholstered underwrap to match seat upholstery
	FM	Memory Foam

upholstery	
MFG Code	Description
COM	Customer's own material
Grade 2	Comes standard on upholstered models unless otherwise noted
Grade 3	Grade 3 upholstery
Grade 4	Grade 4 upholstery
Grade 5	Grade 5 upholstery
C133	Fire Retardant. Special upholsteries, foam or barriers <i>(as needed to meet California Technical Bulletin 133 & Boston Fire Code; upholstery choices may be limited. Minimums of Grade 2/3 fabric or Grade 3 vinyl are offered); not available in California</i>

performance packages		
Category	Class	MFG Code
ESD	—*	K
Clean Room	ISO 8**	ISO8
	ISO 7**	ISO7
	ISO 6	ISO6
	ISO 5	ISO5
	ISO 4*	ISO4
	ISO 3*	ISO3
Clean Room/ESD	ISO 8/ESD*	ISO8K
	ISO 7/ESD*	ISO7K
	ISO 6/ESD*	ISO6K
	ISO 5/ESD*	ISO5K
	ISO 4/ESD*	ISO4K
	ISO 3/ESD*	ISO3K
Standard black metal part finish	—	06
Chrome-plated metal parts, chairs w/A, W, R base	—	C
Chrome-plated metal parts, chairs w/S base	—	C

*Not available with R style base.

**Comes standard with black powder coat metal finish.



Amherst (AM) Series

advantage: adaptability | use: clean room, static control/ESD, various workspaces

The Amherst (AM) Series features a larger saddle-shaped seat and backrest to enhance user performance. A variety of options are available to suit your work environment, including clean room and static control/ESD performance packages. 13-year warranty.

- Cloth and vinyl upholstery styles available to match various workspace requirements.
- Saddle-shaped, contoured seat with waterfall front and internal seat board bumperguard.
- Meets CAL 117 fire retardant standards. Treatment to meet CAL TB 133 available as an option (not available in California).
- Black powder-coated paint finish standard on metal parts.
- Pneumatics are available to provide low, medium and high seat height ranges to accommodate many task requirements.
- High-profile Euro-look base with T-shape construction for added strength and easy cleanability.
- Dual-wheel non-marring polyurethane casters resist movement when the chair is unoccupied, enhancing workplace safety by inhibiting seating from rolling away.

Shown here:
Amherst Series
with **A** base,
optional
adjustable-height
ATF footring,
medium seat
height range

ordering information | january 2020

Amherst Series | Standard Components

21"W x 19"D x 3"T seat, 18"W x 19"H backrest with lumbar support and plastic protective panel, soft touch pneumatic seat height adjustment; fixed rearward 3.5° seat tilt, backrest tilt and backrest height adjustment, grade 2 upholstery

Models with tubular steel base

Model#	Seat-Hgt.	Compatibility
AMS-L-RC-T-XF-XA-06	Low, 18"-22"	Desk
AMS-M-RC-T-XF-XA-06	Medium, 21"-28"	Standard Bench
AMS-H-RC-T-XF-XA-06	High, 25"-32"	High Bench

Models with cast aluminum base

Model#	Seat-Hgt.	Compatibility
AMA-L-RC-T-XF-XA-06	Low, 17"-22"	Desk
AMA-M-RC-T-XF-XA-06	Medium, 19"-26"	Standard Bench
AMA-H-RC-T-XF-XA-06	High, 22"-32"	High Bench

Models with reinforced composite base

Model#	Seat-Hgt.	Compatibility
AMR-L-RC-T-XF-XA-06	Low, 17"-22"	Desk
AMR-M-RC-T-XF-XA-06	Medium, 19"-26"	Standard Bench
AMR-H-RC-T-XF-XA-06	High, 22"-32"	High Bench

Models with wide aluminum base

Model#	Seat-Hgt.	Compatibility
AMW-L-RC-T-XF-XA-06	Low, 17"-22"	Desk
AMW-M-RC-T-XF-XA-06	Medium, 19"-26"	Standard Bench
AMW-H-RC-T-XF-XA-06	High, 22"-32"	High Bench

Ask about special and custom orders.

WARNING: This product can expose you to chemicals including wood dust, which is known to the State of California to cause cancer. For more information go to www.p65warnings.ca.gov.



- 23" diameter tubular steel (S style) base with 21" diameter affixed footring.



- 25.6" diameter, high-profile cast aluminum (A style) base.



- 25.6" diameter, high-profile reinforced composite (R style) base.



- 28.7" diameter, high-profile wide aluminum (W style) base.

optional components		
Component	MFG Code	Description
Armrest	ARS	Height/width adjustable with self-skinned urethane pads <i>(not available with ISO 3 or 4 performance packages)</i>
	PSAS	Height adjustable with self-skinned urethane pads
Seat Control	FFAC	Free float articulating: pneumatic seat- and backrest-height adjustment; seat and backrest tilt independently via separate levers, and can free float or lock into place; seat can tilt forward ISO 5 performance package configurations
	EXE	Executive tilt: pneumatic seat- and backrest-height adjustment; backrest tilt, seat and backrest swivel tilt in unison; tilt tension control knob and single lever seat tilt lock into any position <i>(only available on models with maximum seat height of 26" or less)</i>
	SLD	Seat slider bracket allows seat depth adjustment range of up to 2.5" w/locking positions every 0.5"; add to the standard Task, FFAC or EXE controls <i>(Available with Task control and R or A base in low height only; available with Task Control and W base in all seat heights; not available on S style base; available with EXE control and W base only in low and medium heights, clean room models ISO 6 or higher)</i>
	ASC	Articulating Seat Control: Pneumatic seat- and backrest-height adjustment; seat and backrest tilt independently and lock into place with a single lever <i>(only available on ISO 3 and ISO 4 clean room models without arms)</i>
Footring	AFP	Adjustable height, 22" diameter, oval tube construction, solid polished cast aluminum spoke <i>(recommended for medium and high height models with A, W or R bases, adjusts easily without knobs/levers; not available with low height models or S style base units)</i>
	ATF	Adjustable height, 20" diameter, cast aluminum <i>(recommended for medium and high height models with A, W or R bases, not available with low height models or S style base units)</i>
Glides	HG	2" high polyamide glides
Casters	RC	Hooded dual-wheel, non-marring resistance casters, resist movement when seat is unoccupied – standard on most models
	RK	Hooded dual-wheel, non-marring resistance casters for ESD applications; resist movement when seat is unoccupied <i>(standard with ESD performance packages)</i>
Miscellaneous	SW	Skid wrapping, net cost per pallet
	VU	Upholstered underwrap to match seat upholstery
	FM	Memory Foam

upholstery	
MFG Code	Description
COM	Customer's own material
Grade 2	Comes standard on upholstered models unless otherwise noted
Grade 3	Grade 3 upholstery
Grade 4	Grade 4 upholstery
Grade 5	Grade 5 upholstery
C133	Fire Retardant. Special upholsteries, foam or barriers <i>(as needed to meet California Technical Bulletin 133 & Boston Fire Code; upholstery choices may be limited. Minimums of Grade 2/3 fabric or Grade 3 vinyl are offered; not available in California)</i>

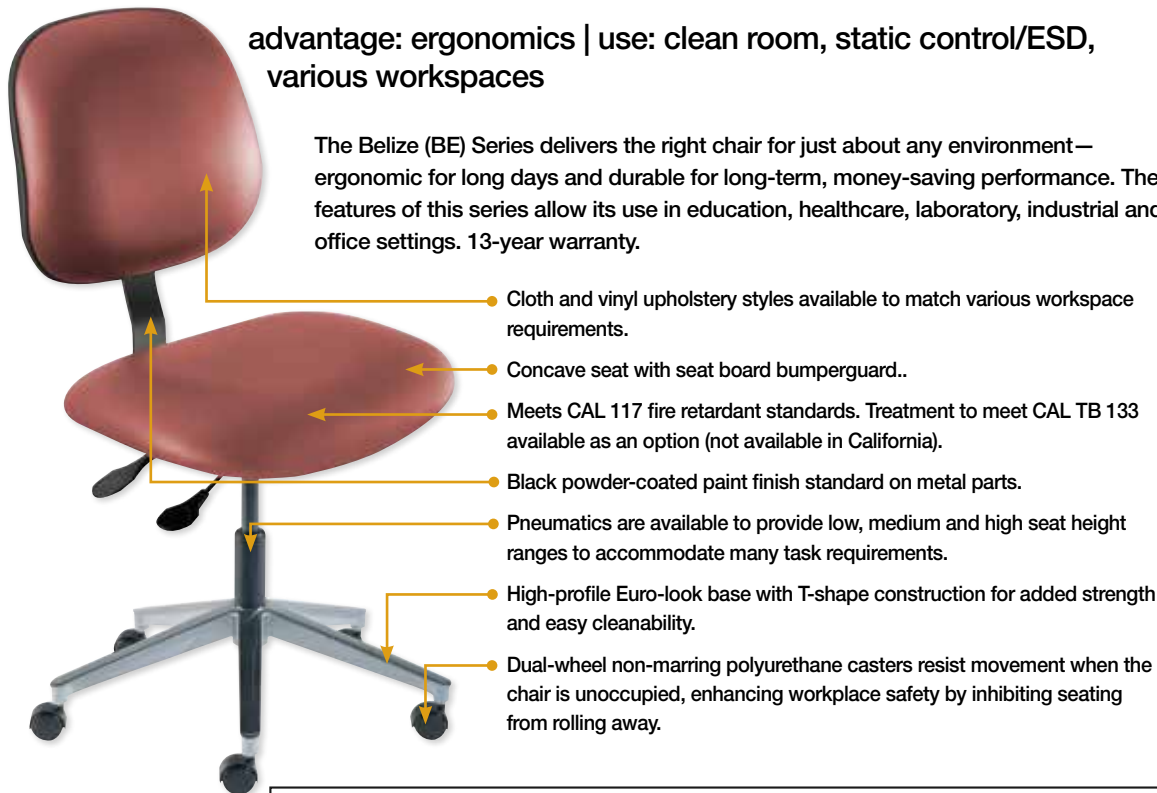
performance packages		
Category	Class	MFG Code
ESD	—*	K
Clean Room	ISO 8**	ISO8
	ISO 7**	ISO7
	ISO 6	ISO6
	ISO 5	ISO5
	ISO 4*	ISO4
	ISO 3*	ISO3
Clean Room/ESD	ISO 8/ESD*	ISO8K
	ISO 7/ESD*	ISO7K
	ISO 6/ESD*	ISO6K
	ISO 5/ESD*	ISO5K
	ISO 4/ESD*	ISO4K
	ISO 3/ESD*	ISO3K
Standard black metal part finish	—	06
Chrome-plated metal parts, chairs w/A, W, R base	—	C
Chrome-plated metal parts, chairs w/S base	—	C
*Not available with R style base.		
**Comes standard with black powder coat metal finish.		



Belize (BE) Series

advantage: ergonomics | use: clean room, static control/ESD, various workspaces

The Belize (BE) Series delivers the right chair for just about any environment—ergonomic for long days and durable for long-term, money-saving performance. The features of this series allow its use in education, healthcare, laboratory, industrial and office settings. 13-year warranty.



- Cloth and vinyl upholstery styles available to match various workspace requirements.
- Concave seat with seat board bumperguard..
- Meets CAL 117 fire retardant standards. Treatment to meet CAL TB 133 available as an option (not available in California).
- Black powder-coated paint finish standard on metal parts.
- Pneumatics are available to provide low, medium and high seat height ranges to accommodate many task requirements.
- High-profile Euro-look base with T-shape construction for added strength and easy cleanability.
- Dual-wheel non-marring polyurethane casters resist movement when the chair is unoccupied, enhancing workplace safety by inhibiting seating from rolling away.

Shown here:
Belize Series
with **W base**,
low seat
height range

ordering information | january 2020

● = 2-Day Shipping

Belize Series | Standard Components

18.5"W x 16.5"D x 3"T seat, 15.5"W x 14.5"H backrest with lumbar support and plastic protective panel; soft touch pneumatic seat height adjustment; fixed rearward 3.5° seat tilt; backrest tilt and backrest height adjustment, grade 2 upholstery

Models with tubular steel base

Model#	Seat-Hgt.	Compatibility
● BES-L-RC-T-XF-XA-06	Low, 18"-22"	Desk
● BES-M-RC-T-XF-XA-06	Medium, 21"-28"	Standard Bench
● BES-H-RC-T-XF-XA-06	High, 25"-32"	High Bench

Models with cast aluminum base

Model#	Seat-Hgt.	Compatibility
● BEA-L-RC-T-XF-XA-06	Low, 17"-22"	Desk
● BEA-M-RC-T-XF-XA-06	Medium, 19"-26"	Standard Bench
● BEA-H-RC-T-XF-XA-06	High, 22"-32"	High Bench

Models with reinforced composite base

Model#	Seat-Hgt.	Compatibility
● BER-L-RC-T-XF-XA-06	Low, 17"-22"	Desk
● BER-M-RC-T-XF-XA-06	Medium, 19"-26"	Standard Bench
● BER-H-RC-T-XF-XA-06	High, 22"-32"	High Bench

Models with wide aluminum base

Model#	Seat-Hgt.	Compatibility
● BEW-L-RC-T-XF-XA-06	Low, 17"-22"	Desk
● BEW-M-RC-T-XF-XA-06	Medium, 19"-26"	Standard Bench
● BEW-H-RC-T-XF-XA-06	High, 22"-32"	High Bench

Ask about special and custom orders.

⚠ WARNING: This product can expose you to chemicals including wood dust, which is known to the State of California to cause cancer. For more information go to www.p65warnings.ca.gov.



- 23" diameter tubular steel (S style) base with 21" diameter affixed footring.



- 25.6" diameter, high-profile cast aluminum (A style) base.



- 25.6" diameter, high-profile reinforced composite (R style) base.



- 28.7" diameter, high-profile wide aluminum (W style) base.

optional components			● = 2-Day Shipping
Component	MFG Code	Description	
Seat	A	Saddle-shaped, contoured, waterfall front, 21"W x 19"D x 3"T; <i>call factory for pricing when selected with a performance package</i>	
Backrest	● M	Larger, ergonomic, 18"W x 19"H (<i>provides upper & lower back support; available on models with a seat height up to 32"</i>); <i>call factory for pricing when selected with a performance package</i>	
Armrest	ARS	Height/width adjustable with self-skinned urethane pads (<i>not available with ISO 3 or 4 performance packages</i>)	
	● PSAS	Height adjustable with self-skinned urethane pads	
Seat Control	● FFAC	Free float articulating: pneumatic seat- and backrest-height adjustment; seat and backrest tilt independently via separate levers, and can free float or lock into place, seat can tilt forward ISO 5 performance package configurations	
	EXE	Executive tilt: pneumatic seat- and backrest-height adjustment; backrest tilt, seat and backrest swivel tilt in unison; tilt tension control knob and single lever seat tilt lock into any position (<i>only available on models with maximum seat height of 26" or less</i>)	
	ASC	Articulating Seat Control: Pneumatic seat- and backrest-height adjustment; seat and backrest tilt independently and lock into place with a single lever (<i>only available on ISO 3 and ISO 4 clean room models without arms</i>)	
Footring	● AFP	Adjustable height, 22" diameter, oval tube construction, solid polished cast aluminum spoke (<i>recommended for medium and high height models with A, W or R bases, adjusts easily without knobs/levers; not available with low height models or S style base units</i>)	
	● ATF	Adjustable height, 20" diameter, cast aluminum (<i>recommended for medium and high height models with A, W or R bases, not available with low height models or S style base units</i>)	
Glides	● HG	2" high polyamide glides	
Casters	● RC	Hooded dual-wheel, non-marring resistance casters, resist movement when seat is unoccupied – standard on most models	
	● RK	Hooded dual-wheel, non-marring resistance casters for ESD applications; resist movement when seat is unoccupied (<i>standard with ESD performance packages</i>)	
Miscellaneous	SW	Skid wrapping, net cost per pallet	
	VU	Upholstered underwrap to match seat upholstery	

upholstery	
MFG Code	Description
COM	Customer's own material
Grade 2	Comes standard on upholstered models unless otherwise noted
Grade 3	Grade 3 upholstery
Grade 4	Grade 4 upholstery
Grade 5	Grade 5 upholstery
C133	Fire Retardant. Special upholsteries, foam or barriers (<i>as needed to meet California Technical Bulletin 133 & Boston Fire Code; upholstery choices may be limited. Minimums of Grade 2/3 fabric or Grade 3 vinyl are offered</i>); not available in California

performance packages		
Category	Class	MFG Code
ESD	—*	● K
Clean Room	ISO 8**	● ISO8
	ISO 7**	● ISO7
	ISO 6	● ISO6
	ISO 5	● ISO5
	ISO 4*	ISO4
	ISO 3*	ISO3
Clean Room/ESD	ISO 8/ESD*	● ISO8K
	ISO 7/ESD*	● ISO7K
	ISO 6/ESD*	● ISO6K
	ISO 5/ESD*	● ISO5K
	ISO 4/ESD*	ISO4K
	ISO 3/ESD*	ISO3K
Standard black metal part finish	—	06
Chrome-plated metal parts, chairs w/A, W, R base	—	● C
Chrome-plated metal parts, chairs w/S base	—	● C
*Not available with R style base.		
**Comes standard with black powder coat metal finish.		



Bridgeport (BT) Series

advantage: ergonomic functionality | use: clean room,
static control/ESD, various workspaces

Bridgeport Series chairs boast a number of benefits that make them popular choices for education, healthcare, laboratories, industrial, office and other workspaces: ergonomic functionality and a streamlined backrest. 13-year warranty.

• Cloth and vinyl upholstery styles available to match various workspace requirements.

• Ergonomically designed concave seat with internal seat board bumperguard.

• Meets CAL 117 fire retardant standards. Treatment to meet CAL TB 133 available as an option (not available in California).

• Black powder-coated paint finish standard on metal parts.

• Pneumatics are available to provide low, medium and high seat height ranges to accommodate many task requirements.

• High-profile Euro-look base with T-shape construction for added strength and easy cleanability.

• Dual-wheel non-marring polyurethane casters resist movement when the chair is unoccupied, enhancing workplace safety by inhibiting seating from rolling away.

Shown here:
Bridgeport Series with R base, optional adjustable-height ATF flooring, medium seat height range

ordering information | january 2020

● = 2-Day Shipping

Bridgeport Series | Standard Components

18.5"W x 16.5"D x 3"T seat, 14.5"W x 9.5"H backrest with lumbar support and plastic protective panel, soft touch pneumatic seat height adjustment; fixed rearward 3.5° seat tilt; backrest tilt and backrest height adjustment, grade 2 upholstery

Models with tubular steel base

Model#	Seat-Hgt.	Compatibility
● BTS-L-RC-T-XF-XA-06	Low, 18"-22"	Desk
● BTS-M-RC-T-XF-XA-06	Medium, 21"-28"	Standard Bench
● BTS-H-RC-T-XF-XA-06	High, 25"-32"	High Bench

Models with cast aluminum base

Model#	Seat-Hgt.	Compatibility
● BTA-L-RC-T-XF-XA-06	Low, 17"-22"	Desk
● BTA-M-RC-T-XF-XA-06	Medium, 19"-26"	Standard Bench
● BTA-H-RC-T-XF-XA-06	High, 22"-32"	High Bench

Models with reinforced composite base

Model#	Seat-Hgt.	Compatibility
● BTR-L-RC-T-XF-XA-06	Low, 17"-22"	Desk
● BTR-M-RC-T-XF-XA-06	Medium, 19"-26"	Standard Bench
● BTR-H-RC-T-XF-XA-06	High, 22"-32"	High Bench

Models with wide aluminum base

Model#	Seat-Hgt.	Compatibility
● BTW-L-RC-T-XF-XA-06	Low, 17"-22"	Desk
● BTW-M-RC-T-XF-XA-06	Medium, 19"-26"	Standard Bench
● BTW-H-RC-T-XF-XA-06	High, 22"-32"	High Bench

Ask about special and custom orders.

⚠ WARNING: This product can expose you to chemicals including wood dust, which is known to the State of California to cause cancer. For more information go to www.p65warnings.ca.gov.



- 23" diameter tubular steel (S style) base with 21" diameter affixed footing.



- 25.6" diameter, high-profile cast aluminum (A style) base.



- 25.6" diameter, high-profile reinforced composite (R style) base.



- 28.7" diameter, high-profile wide aluminum (W style) base.

optional components			● = 2-Day Shipping
Component	MFG Code	Description	
Seat	A	Saddle-shaped, contoured, waterfall front, 21"W x 19"D x 3"T; <i>call factory for pricing when selected with a performance package</i>	
Backrest	● M	Larger, ergonomic, 18"W x 19"H (<i>provides upper & lower back support; available on models with a seat height up to 32"</i>); <i>call factory for pricing when selected with a performance package</i>	
Armrest	ARS	Height/width adjustable with self-skinned urethane pads (<i>not available with ISO 3 or 4 performance packages</i>)	
	● PSAS	Height adjustable with self-skinned urethane pads	
Seat Control	● FFAC	Free float articulating: pneumatic seat- and backrest-height adjustment; seat and backrest tilt independently via separate levers, and can free float or lock into place, seat can tilt forward ISO 5 performance package configurations	
	EXE	Executive tilt: pneumatic seat- and backrest-height adjustment; backrest tilt; seat and backrest swivel tilt in unison; tilt tension control knob and single lever seat tilt lock into any position (<i>only available on models with maximum seat height of 26" or less</i>)	
	ASC	Articulating Seat Control: Pneumatic seat- and backrest-height adjustment; seat and backrest tilt independently and lock into place with a single lever (<i>only available on ISO 3 and ISO 4 clean room models without arms</i>)	
Footring	● AFP	Adjustable height, 22" diameter, oval tube construction, solid polished cast aluminum spoke (<i>recommended for medium and high height models with A, W or R bases, adjusts easily without knobs/levers; not available with low height models or S style base units</i>)	
	● ATF	Adjustable height, 20" diameter, cast aluminum (<i>recommended for medium and high height models with A, W or R bases, not available with low height models or S style base units</i>)	
Glides	● HG	2" high polyamide glides	
Casters	● RC	Hooded dual-wheel, non-marring resistance casters, resist movement when seat is unoccupied – standard on most models	
	● RK	Hooded dual-wheel, non-marring resistance casters for ESD applications; resist movement when seat is unoccupied (<i>standard with ESD performance packages</i>)	
Miscellaneous	SW	Skid wrapping, net cost per pallet	
	VU	Upholstered underwrap to match seat upholstery	

upholstery	
MFG Code	Description
COM	Customer's own material
Grade 2	Comes standard on upholstered models unless otherwise noted
Grade 3	Grade 3 upholstery
Grade 4	Grade 4 upholstery
Grade 5	Grade 5 upholstery
C133	Fire Retardant. Special upholsteries, foam or barriers (<i>as needed to meet California Technical Bulletin 133 & Boston Fire Code; upholstery choices may be limited. Minimums of Grade 2/3 fabric or Grade 3 vinyl are offered</i>); not available in California

performance packages		
Category	Class	MFG Code
ESD	—*	● K
Clean Room	ISO 8**	● ISO8
	ISO 7**	● ISO7
	ISO 6	● ISO6
	ISO 5	● ISO5
	ISO 4*	ISO4
	ISO 3*	ISO3
Clean Room/ESD	ISO 8/ESD*	● ISO8K
	ISO 7/ESD*	● ISO7K
	ISO 6/ESD*	● ISO6K
	ISO 5/ESD*	● ISO5K
	ISO 4/ESD*	ISO4K
	ISO 3/ESD*	ISO3K
Standard black metal part finish	—	06
Chrome-plated metal parts, chairs w/A, W, R base	—	● C
Chrome-plated metal parts, chairs w/S base	—	● C

*Not available with R style base.

**Comes standard with black powder coat metal finish.



Elite (EE) Series



Dedicated to Design.
Committed to Quality.

advantage: versatility | use: clean room, static control/ESD,
various workspaces

The Elite (EE) Series fits the needs of nearly any workspace: healthcare, laboratory, industrial, education and office. This versatile ergonomic seating is designed to meet clean room and static control/ESD demands and functional design requirements. 13-year warranty.

- Cloth and vinyl upholstery styles available to match various workspace requirements.
- Ergonomic seat with four-way contouring and internal seat board bumperguard.
- Meets CAL 117 fire retardant standards. Treatment to meet CAL TB 133 available as an option (not available in California).
- Black powder-coated paint finish standard on metal parts.
- Pneumatics are available to provide low, medium and high seat height ranges and match user task needs.
- High-profile Euro-look base with T-shape construction for added strength and easy cleanability.
- Dual-wheel non-marring polyurethane casters resist movement when the chair is unoccupied, enhancing workplace safety by inhibiting seating from rolling away.

Shown here:
Elite Series
with **A base**,
low seat
height range

ordering information | january 2020

● = Next Day Shipping ● = 2-Day Shipping

Elite Series | Standard Components

18.5"W x 17"D x 3"T seat, 15.5"W x 14.5"H backrest with lumbar support and plastic protective panel, soft touch pneumatic seat height adjustment, fixed rearward 3.5° seat tilt, backrest tilt and backrest height adjustment, grade 2 upholstery

Models with tubular steel base

Model#	Seat-Hgt.	Compatibility
● EES-L-RC-T-XF-XA-06	Low, 18"-22"	Desk
● EES-M-RC-T-XF-XA-06	Medium, 21"-28"	Standard Bench
● EES-H-RC-T-XF-XA-06	High, 25"-32"	High Bench

Models with cast aluminum base

Model#	Seat-Hgt.	Compatibility
● EEA-L-RC-T-XF-XA-06	Low, 17"-22"	Desk
● EEA-M-RC-T-XF-XA-06	Medium, 19"-26"	Standard Bench
● EEA-H-RC-T-XF-XA-06C	High, 22"-32"	High Bench

Models with reinforced composite base

Model#	Seat-Hgt.	Compatibility
● EER-L-RC-T-XF-XA-06	Low, 17"-22"	Desk
● EER-M-RC-T-XF-XA-06	Medium, 19"-26"	Standard Bench
● EER-H-RC-T-XF-XA-06	High, 22"-32"	High Bench

Models with wide aluminum base

Model#	Seat-Hgt.	Compatibility
● EEW-L-RC-T-XF-XA-06	Low, 17"-22"	Desk
● EEW-M-RC-T-XF-XA-06	Medium, 19"-26"	Standard Bench
● EEW-H-RC-T-XF-XA-06	High, 22"-32"	High Bench

Ask about special and custom orders.

WARNING: This product can expose you to chemicals including wood dust, which is known to the State of California to cause cancer. For more information go to www.p65warnings.ca.gov.



- 23" diameter tubular steel (S style) base with 21" diameter affixed footring.



- 25.6" diameter, high-profile cast aluminum (A style) base.



- 25.6" diameter, high-profile reinforced composite (R style) base.



- 28.7" diameter, high-profile wide aluminum (W style) base.

optional components			● = Next Day Shipping ● = 2-Day Shipping
Component	MFG Code	Description	
Seat	A	Saddle-shaped, contoured, waterfall front, 21"W x 19"D x 3"T; <i>call factory for pricing when selected with a performance package</i>	
Backrest	● M	Larger, ergonomic, 18"W x 19"H (<i>provides upper & lower back support; available on models with a seat height up to 32"</i>); <i>call factory for pricing when selected with a performance package</i>	
Armrest	ARS	Height/width adjustable with self-skinned urethane pads (<i>not available with ISO 3 or 4 performance packages</i>)	
	● PSAS	Height adjustable with self-skinned urethane pads	
Seat Control	● FFAC	Free float articulating: pneumatic seat- and backrest-height adjustment; seat and backrest tilt independently via separate levers, and can free float or lock into place; seat can tilt forward ISO 5 performance package configurations	
	EXE	Executive tilt: pneumatic seat- and backrest-height adjustment, backrest tilt, seat and backrest swivel tilt in unison; tilt tension control knob and single lever seat tilt lock into any position (<i>only available on models with maximum seat height of 26" or less</i>)	
	ASC	Articulating Seat Control: Pneumatic seat- and backrest-height adjustment; seat and backrest tilt independently and lock into place with a single lever (<i>only available on ISO 3 and ISO 4 clean room models without arms</i>)	
Footring	● AFP	Adjustable height, 22" diameter, oval tube construction, solid polished cast aluminum spoke (<i>recommended for medium and high height models with A, W or R bases, adjusts easily without knobs/levers; not available with low height models or S style base units</i>)	
	● ATF	Adjustable height, 20" diameter, cast aluminum (<i>recommended for medium and high height models with A, W or R bases, not available with low height models or S style base units</i>)	
Glides	● HG	2" high polyamide glides	
Casters	● RC	Hooded dual-wheel, non-marring resistance casters, resist movement when seat is unoccupied – standard on most models	
	● RK	Hooded dual-wheel, non-marring resistance casters for ESD applications; resist movement when seat is unoccupied (<i>standard with ESD performance packages</i>)	
Miscellaneous	SW	Skid wrapping, net cost per pallet	
	VU	Upholstered underwrap to match seat upholstery	
	FM	Memory Foam	

upholstery	
MFG Code	Description
COM	Customer's own material
Grade 2	Comes standard on upholstered models unless otherwise noted
Grade 3	Grade 3 upholstery
Grade 4	Grade 4 upholstery
Grade 5	Grade 5 upholstery
C133	Fire Retardant. Special upholsteries, foam or barriers (<i>as needed to meet California Technical Bulletin 133 & Boston Fire Code; upholstery choices may be limited. Minimums of Grade 2/3 fabric or Grade 3 vinyl are offered</i>); not available in California

performance packages		
Category	Class	MFG Code
ESD	—*	● K
Clean Room	ISO 8**	● ISO8
	ISO 7**	● ISO7
	ISO 6	● ISO6
	ISO 5	● ISO5
	ISO 4*	ISO4
	ISO 3*	ISO3
Clean Room/ESD	ISO 8/ESD*	● ISO8K
	ISO 7/ESD*	● ISO7K
	ISO 6/ESD*	● ISO6K
	ISO 5/ESD*	● ISO5K
	ISO 4/ESD*	ISO4K
	ISO 3/ESD*	ISO3K
Standard black metal part finish	—	06
Chrome-plated metal parts, chairs w/A, W, R base	—	● C
Chrome-plated metal parts, chairs w/S base	—	● C

*Not available with R style base.

**Comes standard with black powder coat metal finish.



Eton (ET) Series



Dedicated to Design.
Committed to Quality.

advantage: ergonomic design | use: clean room, static control/ESD, various workspaces

Eton Series chairs offer a number of options to configure the seating to meet your workspace and budget requirements. The wide seat and trapezoid backrest provide comfort and performance shift after shift. Available under the BioFit 2-Day Shipping Program. 13-year warranty.

- Cloth and vinyl upholstery styles available to match various workspace requirements.
- Ergonomic seat with four-way contouring and internal seat board bumperguard.
- Meets CAL 117 fire retardant standards. Treatment to meet CAL TB 133 available as an option (not available in California).
- Black powder-coated paint finish standard on metal parts.
- Pneumatics are available to provide low, medium and high seat height ranges to accommodate many task requirements.
- Durable and easy to clean all-welded tubular steel base with affixed footring.
- Dual-wheel non-marring polyurethane casters resist movement when the chair is unoccupied, enhancing workplace safety by inhibiting seating from rolling away.

Shown here:
Eton Series
with **S base**
featuring affixed
footring, high
seat height range

ordering information | january 2020

● = 2-Day Shipping

Eton Series | Standard Components

18.5"W x 17"D x 3"T seat, 14.5"W x 9.5"H backrest with lumbar support and plastic protective panel, soft touch pneumatic seat height adjustment; fixed rearward 3.5° seat tilt; backrest tilt and backrest height adjustment, grade 2 upholstery

Models with tubular steel base

Model#	Seat-Hgt.	Compatibility
● ETS-L-RC-T-XF-XA-06	Low, 18"-22"	Desk
● ETS-M-RC-T-XF-XA-06	Medium, 21"-28"	Standard Bench
● ETS-H-RC-T-XF-XA-06	High, 25"-32"	High Bench

Models with cast aluminum base

Model#	Seat-Hgt.	Compatibility
● ETA-L-RC-T-XF-XA-06	Low, 17"-22"	Desk
● ETA-M-RC-T-XF-XA-06	Medium, 19"-26"	Standard Bench
● ETA-H-RC-T-XF-XA-06	High, 22"-32"	High Bench

Models with reinforced composite base

Model#	Seat-Hgt.	Compatibility
● ETR-L-RC-T-XF-XA-06	Low, 17"-22"	Desk
● ETR-M-RC-T-XF-XA-06	Medium, 19"-26"	Standard Bench
● ETR-H-RC-T-XF-XA-06	High, 22"-32"	High Bench

Models with wide aluminum base

Model#	Seat-Hgt.	Compatibility
● ETW-L-RC-T-XF-XA-06	Low, 17"-22"	Desk
● ETW-M-RC-T-XF-XA-06	Medium, 19"-26"	Standard Bench
● ETW-H-RC-T-XF-XA-06	High, 22"-32"	High Bench

Ask about special and custom orders.

WARNING: This product can expose you to chemicals including wood dust, which is known to the State of California to cause cancer. For more information go to www.p65warnings.ca.gov.



- 23" diameter tubular steel (S style) base with 21" diameter affixed footring.



- 25.6" diameter, high-profile cast aluminum (A style) base.



- 25.6" diameter, high-profile reinforced composite (R style) base.



- 28.7" diameter, high-profile wide aluminum (W style) base.

optional components			● = 2-Day Shipping
Component	MFG Code	Description	
Seat	A	Saddle-shaped, contoured, waterfall front, 21"W x 19"D x 3"T; <i>call factory for pricing when selected with a performance package</i>	
Backrest	● M	Larger, ergonomic, 18"W x 19"H (<i>provides upper & lower back support; available on models with a seat height up to 32"</i>); <i>call factory for pricing when selected with a performance package</i>	
Armrest	ARS	Height/width adjustable with self-skinned urethane pads (<i>not available with ISO 3 or 4 performance packages</i>)	
	● PSAS	Height adjustable with self-skinned urethane pads	
Seat Control	● FFAC	Free float articulating, pneumatic seat- and backrest-height adjustment; seat and backrest tilt independently via separate levers, and can free float or lock into place, seat can tilt forward ISO 5 performance package configurations	
	EXE	Executive tilt: pneumatic seat- and backrest-height adjustment; backrest tilt; seat and backrest swivel tilt in unison; tilt tension control knob and single lever seat tilt lock into any position (<i>available on models with seat height 26" or less</i>)	
	ASC	Articulating Seat Control: Pneumatic seat- and backrest-height adjustment; seat and backrest tilt independently and lock into place with a single lever (<i>only available on ISO 3 and ISO 4 clean room models without arms</i>)	
Footring	● AFP	Adjustable height, 22" diameter, oval tube construction, solid polished cast aluminum spoke (<i>recommended for medium and high height models with A, W or R bases, adjusts easily without knobs/levers; not available with low height models or S style base units</i>)	
	● ATF	Adjustable height, 20" diameter, cast aluminum (<i>recommended for medium and high height models with A, W or R bases, not available with low height models or S style base units</i>)	
Glides	● HG	2" high polyamide glides	
Casters	● RC	Hooded dual-wheel, non-marring resistance casters, resist movement when seat is unoccupied – standard on most models	
	● RK	Hooded dual-wheel, non-marring resistance casters for ESD applications; resist movement when seat is unoccupied (<i>standard with ESD performance packages</i>)	
Miscellaneous	SW	Skid wrapping, net cost per pallet	
	VU	Upholstered underwrap to match seat upholstery	
	FM	Memory Foam	

upholstery	
MFG Code	Description
COM	Customer's own material
Grade 2	Comes standard on upholstered models unless otherwise noted
Grade 3	Grade 3 upholstery
Grade 4	Grade 4 upholstery
Grade 5	Grade 5 upholstery
C133	Special fire retardant upholsteries, foam or barriers (<i>as needed to meet California Technical Bulletin 133 & Boston Fire Code; upholstery choices may be limited. Minimums of Grade 2/3 fabric or Grade 3 vinyl are offered</i>); not available in California

performance packages		
Category	Class	MFG Code
ESD	—*	● K
Clean Room	ISO 8**	● ISO8
	ISO 7**	● ISO7
	ISO 6	● ISO6
	ISO 5	● ISO5
	ISO 4*	ISO4
	ISO 3*	ISO3
Clean Room/ESD	ISO 8/ESD*	● ISO8K
	ISO 7/ESD*	● ISO7K
	ISO 6/ESD*	● ISO6K
	ISO 5/ESD*	● ISO5K
	ISO 4/ESD*	ISO4K
	ISO 3/ESD*	ISO3K
Standard black metal part finish	—	06
Chrome-plated metal parts, chairs w/A, W, R base	—	● C
Chrome-plated metal parts, chairs w/S base	—	● C

*Not available with R style base.

**Comes standard with black powder coat metal finish.



Sewn Seams Series

advantage: comfort, performance, aesthetics | use: offices, various workspaces

The BioFit Sewn Seams ergonomic seating series delivers an optimum, long-term user experience – marked by reliability, quality and pleasing aesthetics. The series incorporates pre-formed contoured foam cushioning into each seat and backrest, then the seat and backrest are enveloped using a sewn-seam upholstery process that produces a noticeable increase in support that can lead to a higher level of user performance. All Sewn Seams Series models are available in optional static control/ESD configurations. 13-year warranty.

Features Common to All Sewn Seams Seating

- Many cloth upholstery styles are available.
- Meets CAL 117 fire retardant standards. Treatment to meet CAL TB 133 available as an option (not available in California).
- Black powder-coated paint finish standard on metal parts.
- Pneumatics are available to provide low, medium and high seat height ranges to accommodate many task requirements.
- High-profile Euro-look base with T-shape construction for added strength and easy cleanability.
- Dual-wheel non-marring polyurethane casters resist movement when the chair is unoccupied, enhancing workplace safety by inhibiting seating from rolling away.

Shown here:
Sewn Seams FC Series
with A base, low seat height range



- 23" diameter tubular steel (S style) base with 21" diameter affixed footring.



- 25.6" diameter, high-profile cast aluminum (A style) base.



- 25.6" diameter, high-profile reinforced composite (R style) base.



- 28.7" diameter, high-profile wide aluminum (W style) base.

WARNING: This product can expose you to chemicals including wood dust, which is known to the State of California to cause cancer. For more information go to www.p65warnings.ca.gov.

Sewn Seams FC Series

Large seat and backrest



ordering information | january 2020

Models with tubular steel base

Model#	Seat-Hgt.	Compatibility
FCS-L-RC-T-XF-XA-06	Low, 18"-22"	Desk
FCS-M-RC-T-XF-XA-06	Medium, 21"-28"	Standard Bench
FCS-H-RC-T-XF-XA-06	High, 25"-32"	High Bench

Models with cast aluminum base

Model#	Seat-Hgt.	Compatibility
FCA-L-RC-T-XF-XA-06	Low, 17"-22"	Desk
FCA-M-RC-T-XF-XA-06	Medium, 19"-26"	Standard Bench
FCA-H-RC-T-XF-XA-06	High, 22"-32"	High Bench

Models with reinforced composite base

Model#	Seat-Hgt.	Compatibility
FCR-L-RC-T-XF-XA-06	Low, 17"-22"	Desk
FCR-M-RC-T-XF-XA-06	Medium, 19"-26"	Standard Bench
FCR-H-RC-T-XF-XA-06	High, 22"-32"	High Bench

Models with wide aluminum base

Model#	Seat-Hgt.	Compatibility
FCW-L-RC-T-XF-XA-06	Low, 17"-22"	Desk
FCW-M-RC-T-XF-XA-06	Medium, 19"-26"	Standard Bench
FCW-H-RC-T-XF-XA-06	High, 22"-32"	High Bench

Ask about special and custom orders.

Sewn Seams FL Series

Large seat and small backrest



ordering information | january 2020

Models with tubular steel base

Model#	Seat-Hgt.	Compatibility
FLS-L-RC-T-XF-XA-06	Low, 18"-22"	Desk
FLS-M-RC-T-XF-XA-06	Medium, 21"-28"	Standard Bench
FLS-H-RC-T-XF-XA-06	High, 25"-32"	High Bench

Models with cast aluminum base

Model#	Seat-Hgt.	Compatibility
FLA-L-RC-T-XF-XA-06	Low, 17"-22"	Desk
FLA-M-RC-T-XF-XA-06	Medium, 19"-26"	Standard Bench
FLA-H-RC-T-XF-XA-06	High, 22"-32"	High Bench

Models with reinforced composite base

Model#	Seat-Hgt.	Compatibility
FLR-L-RC-T-XF-XA-06	Low, 17"-22"	Desk
FLR-M-RC-T-XF-XA-06	Medium, 19"-26"	Standard Bench
FLR-H-RC-T-XF-XA-06	High, 22"-32"	High Bench

Models with wide aluminum base

Model#	Seat-Hgt.	Compatibility
FLW-L-RC-T-XF-XA-06	Low, 17"-22"	Desk
FLW-M-RC-T-XF-XA-06	Medium, 19"-26"	Standard Bench
FLW-H-RC-T-XF-XA-06	High, 22"-32"	High Bench

Ask about special and custom orders.

Sewn Seams HC Series

Small seat and large backrest



Shown here:
Sewn Seams HC Series
with S base featuring
affixed footring, medium
seat height range

ordering information | january 2020

Models with tubular steel base

Model#	Seat-Hgt.	Compatibility
HCS-L-RC-T-XF-XA-06	Low, 18"-22"	Desk
HCS-M-RC-T-XF-XA-06	Medium, 21"-28"	Standard Bench
HCS-H-RC-T-XF-XA-06	High, 25"-32"	High Bench

Models with cast aluminum base

Model#	Seat-Hgt.	Compatibility
HCA-L-RC-T-XF-XA-06	Low, 17"-22"	Desk
HCA-M-RC-T-XF-XA-06	Medium, 19"-26"	Standard Bench
HCA-H-RC-T-XF-XA-06	High, 22"-32"	High Bench

Models with reinforced composite base

Model#	Seat-Hgt.	Compatibility
HCR-L-RC-T-XF-XA-06	Low, 17"-22"	Desk
HCR-M-RC-T-XF-XA-06	Medium, 19"-26"	Standard Bench
HCR-H-RC-T-XF-XA-06	High, 22"-32"	High Bench

Models with wide aluminum base

Model#	Seat-Hgt.	Compatibility
HCW-L-RC-T-XF-XA-06	Low, 17"-22"	Desk
HCW-M-RC-T-XF-XA-06	Medium, 19"-26"	Standard Bench
HCW-H-RC-T-XF-XA-06	High, 22"-32"	High Bench

Sewn Seams HL Series

Small seat and backrest



Shown here:
Sewn Seams HL Series
with W base,
low seat height range

ordering information | january 2020

Models with tubular steel base

Model#	Seat-Hgt.	Compatibility
HLS-L-RC-T-XF-XA-06	Low, 18"-22"	Desk
HLS-M-RC-T-XF-XA-06	Medium, 21"-28"	Standard Bench
HLS-H-RC-T-XF-XA-06	High, 25"-32"	High Bench

Models with cast aluminum base

Model#	Seat-Hgt.	Compatibility
HLA-L-RC-T-XF-XA-06	Low, 17"-22"	Desk
HLA-M-RC-T-XF-XA-06	Medium, 19"-26"	Standard Bench
HLA-H-RC-T-XF-XA-06	High, 22"-32"	High Bench

Models with reinforced composite base

Model#	Seat-Hgt.	Compatibility
HLR-L-RC-T-XF-XA-06	Low, 17"-22"	Desk
HLR-M-RC-T-XF-XA-06	Medium, 19"-26"	Standard Bench
HLR-H-RC-T-XF-XA-06	High, 22"-32"	High Bench

Models with wide aluminum base

Model#	Seat-Hgt.	Compatibility
HLW-L-RC-T-XF-XA-06	Low, 17"-22"	Desk
HLW-M-RC-T-XF-XA-06	Medium, 19"-26"	Standard Bench
HLW-H-RC-T-XF-XA-06	High, 22"-32"	High Bench

standard components

Backrest with with lumbar support and plastic protective panel, soft touch pneumatic seat height adjustment; fixed rearward 3.5° seat tilt; backrest tilt and backrest height adjustment, grade 2 upholstery

Series	Seat Dimensions	Backrest Dimensions
FC	21"W x 19"D x 3"T	18"W x 19"H
FL	21"W x 19"D x 3"T	15.5"W x 14.5"H
HC	18.5"W x 17"D x 3"T	18"W x 19"H
HL	18.5"W x 17"D x 3"T	15.5"W x 14.5"H

All other optional components are the same for all four Sewn Seams Series. See included optional components below.

optional components

Component	MFG Code	Description
Armrest	ARS	Height/width adjustable with self-skinned urethane pads
	PSAS	Height adjustable with self-skinned urethane pads
Seat Control	FFAC	Free float articulating: pneumatic seat- and backrest-height adjustment; seat and backrest tilt independently via separate levers, and can free float or lock into place, seat can tilt forward
	EXE	Executive tilt: pneumatic seat- and backrest-height adjustment; backrest tilt; seat and backrest swivel tilt in unison; tilt tension control knob and single lever seat tilt lock into any position (<i>only available on models with maximum seat height of 26" or less</i>)
	SLD	Seat slider bracket allows seat depth adjustment up to 2.5" with locking positions every 0.5"; add to standard Task, FFAC or EXE controls (<i>Available with Task control and R or A base in low height only; available with Task Control and W base in all seat heights; not available on S style base; available with EXE control and W base only in low and medium heights, clean room models ISO 6 or higher. Only available with FC and FL models</i>)
Footring	AFP	Adjustable height, 22" diameter, oval tube construction, solid polished cast aluminum spoke (<i>recommended for medium and high height models with A, W or R bases, adjusts easily without knobs/levers; not available with low height models or S style base units</i>)
	ATF	Adjustable height, 20" diameter, cast aluminum (<i>recommended for medium and high height models with A, W or R bases, not available with low height models or S style base units</i>)
Glides	HG	2" high polyamide glides
Casters	RC	Hooded dual-wheel, non-marring resistance casters, resist movement when seat is unoccupied – standard on most models
	RK	Hooded dual-wheel, non-marring resistance casters for ESD applications; resist movement when seat is unoccupied (<i>standard with ESD performance packages</i>)
Miscellaneous	SW	Skid wrapping, net cost per pallet
	VU	Upholstered underwrap to match seat upholstery
	FM	Memory Foam

upholstery

MFG Code	Description
COM	Customer's own material (fabric only)
Grade 2	Grade 2 fabric upholstery standard unless otherwise noted
Grade 3	Grade 3 fabric upholstery
Grade 4	Grade 4 fabric upholstery
Grade 5	Grade 5 fabric upholstery
C133	Fire Retardant. Special upholsteries, foam or barriers (<i>as needed to meet California Technical Bulletin 133 & Boston Fire Code; upholstery choices may be limited. Minimums of Grade 2/3 fabric or Grade 3 vinyl are offered</i>); not available in California

performance packages

Category	Class	MFG Code
ESD	— *	K (ESD fabric only)
Standard black metal part finish	—	06
Chrome-plated metal parts, chairs w/A, W, R base	—	C
Chrome-plated metal parts, chairs w/S base	—	C

*Not available with R style base.



Vacuum Formed Series

Advantage: fluid and bacteria resistance | **use:** healthcare, laboratory, clean room, education

BioFit vacuum formed models are designed to help protect against bacteria and prevent liquid infiltration into the cushioning of seats and backrests while retaining the same adjustability and ergonomic characteristics that have come to define BioFit chairs. The vacuum formed upholstery process also results in a more fully formed and aesthetically pleasing appearance — delivering enhanced comfort and performance for users and a positive workplace image. All Vacuum Formed Series models are available in optional cleanroom configurations. 13-year warranty.



Features Common to All Vacuum Formed Seating

- Slate blue and black vinly upholsteries are standard.
- Meets CAL 117 fire retardant standards. Treatment to meet CAL TB 133 available as an option (not available in California).
- Black powder-coated paint finish standard on metal parts.
- Pneumatics are available to provide low, medium and high seat height ranges to accommodate many task requirements.
- High-profile Euro-look base with T-shape construction for added strength and easy cleanability.
- Dual-wheel non-marring polyurethane casters resist movement when the chair is unoccupied, enhancing workplace safety by inhibiting seating from rolling away.

Shown here:
**Vacuum Formed FC Series
with A base, low seat
height range**



- 23" diameter tubular steel (S style) base with 21" diameter affixed footring.



- 25.6" diameter, high-profile cast aluminum (A style) base.



- 25.6" diameter, high-profile reinforced composite (R style) base.



- 28.7" diameter, high-profile wide aluminum (W style) base.

Vacuum Formed FC Series

Large seat and backrest



Shown here:
Vacuum Formed FC Series with A base, optional adjustable-height ATF footring, high seat height range

Vacuum Formed FL Series

Large seat and small backrest



Shown here:
Vacuum Formed FL Series with R base, low seat height range

ordering information | january 2020

Models with tubular steel base

Model#	Seat-Hgt.	Compatibility
VF:FVF:CS-L-RC-T-XF-XA-06	Low, 18"-22"	Desk
VF:FVF:CS-M-RC-T-XF-XA-06	Medium, 21"-28"	Standard Bench
VF:FVF:CS-H-RC-T-XF-XA-06	High, 25"-32"	High Bench

Models with cast aluminum base

Model#	Seat-Hgt.	Compatibility
VF:FVF:CA-L-RC-T-XF-XA-06	Low, 17"-22"	Desk
VF:FVF:CA-M-RC-T-XF-XA-06	Medium, 19"-26"	Standard Bench
VF:FVF:CA-H-RC-T-XF-XA-06	High, 22"-32"	High Bench

Models with reinforced composite base

Model#	Seat-Hgt.	Compatibility
VF:FVF:CR-L-RC-T-XF-XA-06	Low, 17"-22"	Desk
VF:FVF:CR-M-RC-T-XF-XA-06	Medium, 19"-26"	Standard Bench
VF:FVF:CR-H-RC-T-XF-XA-06	High, 22"-32"	High Bench

Models with wide aluminum base

Model#	Seat-Hgt.	Compatibility
VF:FVF:CW-L-RC-T-XF-XA-06	Low, 17"-22"	Desk
VF:FVF:CW-M-RC-T-XF-XA-06	Medium, 19"-26"	Standard Bench
VF:FVF:CW-H-RC-T-XF-XA-06	High, 22"-32"	High Bench

Ask about special and custom orders.

ordering information | january 2020

Models with tubular steel base

Model#	Seat-Hgt.	Compatibility
VF:FVF:LS-L-RC-T-XF-XA-06	Low, 18"-22"	Desk
VF:FVF:LS-M-RC-T-XF-XA-06	Medium, 21"-28"	Standard Bench
VF:FVF:LS-H-RC-T-XF-XA-06	High, 25"-32"	High Bench

Models with cast aluminum base

Model#	Seat-Hgt.	Compatibility
VF:FVF:LA-L-RC-T-XF-XA-06	Low, 17"-22"	Desk
VF:FVF:LA-M-RC-T-XF-XA-06	Medium, 19"-26"	Standard Bench
VF:FVF:LA-H-RC-T-XF-XA-06	High, 22"-32"	High Bench

Models with reinforced composite base

Model#	Seat-Hgt.	Compatibility
VF:FVF:LR-L-RC-T-XF-XA-06	Low, 17"-22"	Desk
VF:FVF:LR-M-RC-T-XF-XA-06	Medium, 19"-26"	Standard Bench
VF:FVF:LR-H-RC-T-XF-XA-06	High, 22"-32"	High Bench

Models with wide aluminum base

Model#	Seat-Hgt.	Compatibility
VF:FVF:LW-L-RC-T-XF-XA-06	Low, 17"-22"	Desk
VF:FVF:LW-M-RC-T-XF-XA-06	Medium, 19"-26"	Standard Bench
VF:FVF:LW-H-RC-T-XF-XA-06	High, 22"-32"	High Bench

Ask about special and custom orders.

Vacuum Formed HC Series

Small seat and large backrest



Shown here:
Vacuum Formed HC Series
with A base, low seat
height range

ordering information | january 2020

Models with tubular steel base

Model#	Seat-Hgt.	Compatibility
VF:HVF:CS-L-RC-T-XF-XA-06	Low, 18"-22"	Desk
VF:HVF:CS-M-RC-T-XF-XA-06	Medium, 21"-28"	Standard Bench
VF:HVF:CS-H-RC-T-XF-XA-06	High, 25"-32"	High Bench

Models with cast aluminum base

Model#	Seat-Hgt.	Compatibility
VF:HVF:CA-L-RC-T-XF-XA-06	Low, 17"-22"	Desk
VF:HVF:CA-M-RC-T-XF-XA-06	Medium, 19"-26"	Standard Bench
VF:HVF:CA-H-RC-T-XF-XA-06	High, 22"-32"	High Bench

Models with reinforced composite base

Model#	Seat-Hgt.	Compatibility
VF:HVF:CR-L-RC-T-XF-XA-06	Low, 17"-22"	Desk
VF:HVF:CR-M-RC-T-XF-XA-06	Medium, 19"-26"	Standard Bench
VF:HVF:CR-H-RC-T-XF-XA-06	High, 22"-32"	High Bench

Models with wide aluminum base

Model#	Seat-Hgt.	Compatibility
VF:HVF:CW-L-RC-T-XF-XA-06	Low, 17"-22"	Desk
VF:HVF:CW-M-RC-T-XF-XA-06	Medium, 19"-26"	Standard Bench
VF:HVF:CW-H-RC-T-XF-XA-06	High, 22"-32"	High Bench

Vacuum Formed HL Series

Small seat and backrest



Shown here:
Vacuum Formed HL Series
with R base, optional
adjustable-height
ATF footring,
medium seat
height range

ordering information | january 2020

Models with tubular steel base

Model#	Seat-Hgt.	Compatibility
VF:HVF:LS-L-RC-T-XF-XA-06	Low, 18"-22"	Desk
VF:HVF:LS-M-RC-T-XF-XA-06	Medium, 21"-28"	Standard Bench
VF:HVF:LS-H-RC-T-XF-XA-06	High, 25"-32"	High Bench

Models with cast aluminum base

Model#	Seat-Hgt.	Compatibility
VF:HVF:LA-L-RC-T-XF-XA-06	Low, 17"-22"	Desk
VF:HVF:LA-M-RC-T-XF-XA-06	Medium, 19"-26"	Standard Bench
VF:HVF:LA-H-RC-T-XF-XA-06	High, 22"-32"	High Bench

Models with reinforced composite base

Model#	Seat-Hgt.	Compatibility
VF:HVF:LR-L-RC-T-XF-XA-06	Low, 17"-22"	Desk
VF:HVF:LR-M-RC-T-XF-XA-06	Medium, 19"-26"	Standard Bench
VF:HVF:LR-H-RC-T-XF-XA-06	High, 22"-32"	High Bench

Models with wide aluminum base

Model#	Seat-Hgt.	Compatibility
VF:HVF:LW-L-RC-T-XF-XA-06	Low, 17"-22"	Desk
VF:HVF:LW-M-RC-T-XF-XA-06	Medium, 19"-26"	Standard Bench
VF:HVF:LW-H-RC-T-XF-XA-06	High, 22"-32"	High Bench

standard components

Backrest with lumbar support and plastic protective panel, soft touch pneumatic seat height adjustment; fixed rearward 3.5° seat tilt; backrest tilt and backrest height adjustment, grade 2 upholstery

Series	Seat Dimensions	Backrest Dimensions
FC	21"W x 19"D x 3.5"T	18"W x 19"H
FL	21"W x 19"D x 3.5"T	15.5"W x 14.5"H
HC	18.5"W x 17"D x 3"T	18"W x 19"H
HL	18.5"W x 17"D x 3"T	15.5"W x 14.5"H

*All other optional components are the same for all four Vacuum Formed Series. See included Optional Components table below.

optional components

Component	MFG Code	Description
Armrest	ARS	Height/width adjustable with self-skinned urethane pads
	PSAS	Height adjustable with self-skinned urethane pads
Seat Control	FFAC	Free float articulating: pneumatic seat- and backrest-height adjustment; seat and backrest tilt independently via separate levers, and can free float or lock into place, seat can tilt forward ISO 5 performance package configurations
	EXE	Executive tilt: pneumatic seat- and backrest-height adjustment; backrest tilt, seat and backrest swivel tilt in unison; tilt tension control knob and single lever seat tilt lock into any position (only available on models with maximum seat height of 26" or less)
	SLD	Seat slider bracket allows seat depth adjustment up to 2.5" with locking positions every 0.5"; add to standard Task, FFAC or EXE controls (Available with Task control and R or A base in low height only; available with Task Control and W base in all seat heights; not available on S style base; available with EXE control and W base only in low and medium heights, clean room models ISO 6 or higher. Only available with FC and FL models)
	ASC	Articulating Seat Control: Pneumatic seat- and backrest-height adjustment; seat and backrest tilt independently and lock into place with a single lever (only available on ISO 3 and ISO 4 clean room models without arms)
Footring	AFP	Adjustable height, 22" diameter, oval tube construction, solid polished cast aluminum spoke (recommended for medium and high height models with A, W or R bases, adjusts easily without knobs/levers; not available with low height models or S style base units)
	ATF	Adjustable height, 20" diameter, cast aluminum (recommended for medium and high height models with A, W or R bases, not available with low height models or S style base units)
Glides	HG	2" high polyamide glides
Casters	RC	Hooded dual-wheel, non-marring resistance casters, resist movement when seat is unoccupied – standard on most models
Miscellaneous	SW	Skid wrapping, net cost per pallet
	FM	Memory Foam

performance packages

Category	Class	MFG Code
Clean Room	ISO 8*	ISO8
	ISO 7*	ISO7
	ISO 6	ISO6
	ISO 5	ISO5
	ISO 4**	ISO4
	ISO 3**	ISO3
Standard black metal part finish	—	06
Chrome-plated metal parts chairs w/A, W, R base	—	C
Chrome-plated metal parts chairs w/S base	—	C

*Comes standard with black powder coat metal finish.

**Not available with R style base.

WARNING: This product can expose you to chemicals including wood dust, which is known to the State of California to cause cancer. For more information go to www.p65warnings.ca.gov.

Zephyr AP & FP Series

advantage: comfort | use: office, education, healthcare

An airy mesh back and choice of comfort-enhancing saddle-shaped seats provide an executive experience for users the entire workday and beyond. 13-year warranty.

Features Common to both AP & FP Seating

- 19"W x 24"H nylon mesh ergonomic backrest with composite frame, adjustable lumbar support and back height adjustment.
- Saddle-shaped, contoured seat with waterfall front and internal seat board bumperguard. Both cloth and vinyl upholstery styles are available on the AP seat.
- The FP seat features sewn seams and is only available in cloth upholstery.
- Meets CAL TB 117. Treatment to meet CAL 133 is available as an option (not available in California).
- Available with optional armrests.
- Black powder-coated paint finish on metal parts is standard.
- Executive-style control with pneumatic seat height adjustment, backrest-tilt adjustment, seat-tilt adjustment and spring-tension control knob.
- Pneumatics are available to provide low and medium seat height ranges to accommodate many task requirements.
- High-profile Euro-look base with T-shape construction for added strength and easy cleanability. Available in W or R style base.
- Dual-wheel non-marring polyurethane casters resist movement when the chair is unoccupied, enhancing workplace safety by inhibiting seating from rolling away.

Shown here:
(background) **Zephyr AP Series with W base, low seat height range;** (foreground) **Zephyr FP Series with W base featuring adjustable-height ATF footring, optional armrests, medium seat height range.**

BioFit Engineered Products P.O. Box 109 • Waterville, OH 43566-0109, USA
© 2020 BioFit Engineered Products. All rights reserved. 11/19



- 25.6" diameter, high-profile reinforced composite (R style) base.



- 28.7" diameter, high-profile wide aluminum (W style) base.

ordering information | january 2020

Zephyr AP and FP Series | Standard Components

21"W x 19"D x 3"T seat, footring standard on all medium models, grade 2 upholstery

Models with wide aluminum base

Model#	Seat-Hgt.	Compatibility
APW-L-RC-Z-XF-XA-06	Low, 17"-22"	Desk
APW-M-RC-Z-ATF-XA-06	Medium, 19"-26"	Standard Bench

Models with reinforced composite base

Model#	Seat-Hgt.	Compatibility
APR-L-RC-Z-XF-XA-06	Low, 17"-22"	Desk
APR-M-RC-Z-ATF-XA-06	Medium, 19"-26"	Standard Bench

Models with wide aluminum base

Model#	Seat-Hgt.	Compatibility
FPW-L-RC-Z-XF-XA-06	Low, 17"-22"	Desk
FPW-M-RC-Z-ATF-XA-06	Medium, 19"-26"	Standard Bench

Models with reinforced composite base

Model#	Seat-Hgt.	Compatibility
FPR-L-RC-Z-XF-XA-06	Low, 17"-22"	Desk
FPR-M-RC-Z-ATF-XA-06	Medium, 19"-26"	Standard Bench

Ask about special and custom orders.

optional components

Component	MFG Code	Description
Paint Finish	C	Chrome-plated pneumatic
Armrests	ARS	Height/width adjustable with self-skinned urethane pads
	PSAS	Height adjustable with self-skinned urethane pads
Footrings	AFP	Adjustable height, 22" diameter, oval tube construction on solid polished cast aluminum spoke (<i>Adjusts easily without knobs or levers</i>)
	ATF	Adjustable height, 20" diameter, cast aluminum (<i>Standard on all medium models; not available with low height models</i>)

upholstery

MFG Code	Description
COM	Customer's own material
Grade 2	Comes standard. Contact BioFit for other options. FP only available in cloth
C133	Fire Retardant. Special upholsteries, foam or barriers (<i>as needed to meet California Technical Bulletin 133 & Boston Fire Code; upholstery choices may be limited. Minimums of Grade 2/3 fabric or Grade 3 vinyl are offered</i>); not available in California

WARNING: This product can expose you to chemicals including wood dust, which is known to the State of California to cause cancer. For more information go to www.p65warnings.ca.gov.



ExecErgo Series

advantage: ergonomic functionality | use: office, education, healthcare

The four models in this series deliver performance and ergonomic functionality in a range of styles to outfit the corner office or the entire organization.

All models feature:

- Executive Tilt Control featuring seat- and backrest-height adjustment, backrest tilt, seat and backrest swivel that tilts in unison; tilt tension control knob and single lever seat tilt lock.
- Height-adjustable armrests with self-skinned urethane pads.
- Pneumatics are available to provide seat height adjustment range of 17" - 22" to accommodate a variety of tasks.
- Euro-look, high-profile 25.6" diameter reinforced composite (R style) base with T-shape construction for added strength and easy cleanability.
- Dual-wheel non-marring polyurethane casters resist movement when the chair is unoccupied, enhancing user safety by inhibiting seating from rolling away.
- Grade 2 upholstery standard.

Shown here:
**ExecErgo Series Scepter
with R base**

Scepter

Avenue

**FCR Sewn
Seams**

**HLR Sewn
Seams**

- 25.6" diameter, high-profile reinforced composite (R style) base.

Scepter

Backrest: 20"W x 23"H, contoured and molded, with lumbar support.

Seat: Saddle-shaped, contoured, 21"W x 19"D x 3"T with waterfall front and internal seat board bumperguard.

Avenue

Backrest: 15.5"W x 14.5"H with lumbar support and plastic protective panel.

Seat: Saddle-shaped, contoured, 21"W x 19"D x 3"T with waterfall front and internal seat board bumperguard.

FCR Sewn Seams

Backrest: 18"W x 19"H with sewn seams, lumbar support and plastic protective panel.

Seat: Saddle-shaped, contoured, with sewn seams; 21"W x 19"D x 3"T with waterfall front and internal seat board bumperguard.

HLR Sewn Seams

Backrest: 18.5"W x 14.5"H with sewn seams, lumbar support and plastic protective panel.

Seat: Saddle-shaped, contoured, with sewn seams; 18.5"W x 17"D x 3"T with waterfall front and internal seat board bumperguard.

ordering information | january 2020

ExecErgo

Model	Model#	Seat-Hgt.	Compatibility
Scepter	ASR-L-RC-EXE-XF-PSAS-06	Low, 17"-22"	Desk
Avenue	AER-L-RC-EXE-XF-PSAS-06	Low, 17"-22"	Desk
FCR Sewn Seams	FCR-L-RC-EXE-XF-PSAS-06	Low, 17"-22"	Desk
HLR Sewn Seams	HLR-L-RC-EXE-XF-PSAS-06	Low, 17"-22"	Desk

optional components

Component	MFG Code	Description
Armrests	ARS	Height/width adjustable with self-skinned urethane pads
Miscellaneous	SW	Skid wrapping; net cost per pallet
	FM	Memory Foam on Scepter and Avenue
	FM	Memory Foam on FCR and HLR

upholstery

MFG Code	Description
COM	Customer's own material
Grade 2	Comes standard, contact BioFit for other upholstery options
C133	Fire Retardant. Special upholsteries, foam or barriers (as needed to meet California Technical Bulletin 133 & Boston Fire Code; upholstery choices may be limited. Minimums of Grade 2/3 fabric or Grade 3 vinyl are offered); not available in California

WARNING: This product can expose you to chemicals including wood dust, which is known to the State of California to cause cancer. For more information go to www.p65warnings.ca.gov.



Intensive Plus

advantage: comfort | use: healthcare, office, industrial, education

supports
500
pounds

Highlighted by a 500-lb. capacity and executive-style comfort, this series is designed for continuous, 24/7/365 use and backed by a 5-year warranty.

- Cloth and vinyl upholstery styles available to match various workspace requirements.
- Generously proportioned, contoured 20" wide x 23" high backrest with lumbar and kidney support.
- Saddle-shaped, contoured seat with sewn seams to help inhibit foam compression and maintain profile, waterfall front and internal seat board bumperguard.
- Black powder-coated paint finish standard on metal parts.
- Pneumatic provides seat height adjustment range to accommodate many tasks.
- 5-point star-shaped 27" diameter polished aluminum base.

Available with heavy-duty glides (Model FSP-M-HG-XF-XA-06) or 3" diameter, dual-wheel casters that are load rated to 165 pounds each (Model FSP-M-IPR-XF-XA-06).

Shown here:
Intensive Plus with optional height-adjustable armrests with self-skinned urethane pads, low seat height range



Executive Seat Control with Seat Slider: pneumatic seat-height adjustment and backrest height adjustment, seat and backrest swivel/tilt in unison, tilt-tension control knob and single lever seat tilt lock in any position. Seat Slider allows seat depth adjustment range of up 2.5" with locking positions every 0.5".



ordering information | january 2020

Intensive Plus | Standard Components

21"W x 19"D x 31"H seat with executive seat control w/seat slider adjustment range of 2.5", pneumatic seat height adjustment and backrest adjustment, seat and backrest swivel/tilt in unison, tilt-tension control knob and single-lever seat tilt lock, 20"W x 23"H backrest with lumbar and kidney support, grade 2 upholstery

Models with tubular steel base

Model#	Seat-Hgt.	Compatibility
FSP-M-IPR-IP-XF-XA-06	Medium, 20"-25"	Standard Bench
FSP-M-HG-IP-XF-XA-06	Medium, 20"-25"	Standard Bench

Ask about special and custom orders.

optional components

Component	MFG Code	Description
Armrests	ISAS	Height adjustable with self-skinned urethane pads

upholstery

MFG Code	Description
COM	Customer's own material
Grade 2	Comes standard. Contact BioFit for other options.
C133	Fire Retardant. Special upholsteries, foam or barriers (as needed to meet California Technical Bulletin 133 & Boston Fire Code; upholstery choices may be limited. Minimums of Grade 2/3 fabric or Grade 3 vinyl are offered); not available in California

WARNING: This product can expose you to chemicals including wood dust, which is known to the State of California to cause cancer. For more information go to www.p65warnings.ca.gov.

Enhance your Ergonomic Experience

use: office, healthcare, laboratory, education, industrial



Shown here: Left to right, FS-2 and FS-1



bimos by BioFit™ Collection: Trend

advantage: ergonomics | use: laboratory, healthcare, industrial, education, office

This series combines full ergonomic functionality, versatility and a stance that make it a practical seating solution for a variety of tasks and workspaces.



Shown here:
Trend Series with W base, low seat height range



• 28.7" diameter, high-profile wide aluminum (W style) base.

ordering information | january 2020

bimos by BioFit™ Collection: Trend | Standard Components

18"W x 17.75"D cloth & vinyl upholstered seats; 17.75"W x 17"D self-skinned urethane seat, 19.75"H x 17" height adjustable backrest, 28.7"dia. wide aluminum base, synchronous mechanism with weight regulation, soft touch pneumatic seat height adjustment, 2" seat depth adjustment, adjustable footring standard on medium and high seat-height models

Model#	Seat-Hgt.	Upholstery Type: Color/Code
TRENDW-L-(5800 or 6062)	Low, 19"-24"	Cloth: Black/5800 or Blue/6062
TRENDW-L-(0551 or 0562)	Low, 19"-24"	Vinyl: Black/0551 or Blue/0562
TRENDW-L-2000	Low, 18"-23"	Urethane: 2000
TRENDW-M-(5800 or 6062)	Medium, 22"-29"	Cloth: Black/5800 or Blue/6062
TRENDW-M-(0551 or 0562)	Medium, 22"-29"	Vinyl: Black/0551 or Blue/0562
TRENDW-M-2000	Medium, 21"-28"	Urethane: 2000
TRENDW-H-(5800 or 6062)	High, 24"-34"	Cloth: Black/5800 or Blue/6062
TRENDW-H-(0551 or 0562)	High, 24"-34"	Vinyl: Black/0551 or Blue/0562
TRENDW-H-2000	High, 23"-33"	Urethane: 2000

Extended lead times apply for all Trend models. Contact BioFit for details and information on special and custom orders.

optional components

Component	MFG Code	Description
Footring	AFP	Adjustable height, 22" diameter, oval tube construction on solid polished cast aluminum spoke (<i>recommended for medium and high height models, adjusts easily without knobs or levers; not available with low height models, replaces standard ATF footring</i>)
	ATF	Adjustable height, 20" diameter, cast aluminum (<i>recommended for medium and high height models with A, W or R bases. Not available with low height models or S style base units</i>)
Glides	HG	2" high polyamide glides
Casters	RC	Hooded dual-wheel, non-marring resistance casters, resist movement when seat is unoccupied – standard on most models

⚠ WARNING: This product can expose you to chemicals including wood dust, which is known to the State of California to cause cancer. For more information go to www.p65warnings.ca.gov.

BioFit Product Advantages

BioFit delivers more product options to meet workplace requirements and propel customers to higher operational efficiencies.

- Ergonomic design enhances worker comfort and productivity when sitting for long periods of time; easily adjusted controls to meet the needs of multiple shift users
- High-end aesthetics enhance and complement work environments
- Modular construction enables custom configurations to meet specific needs
- Standard components that many manufacturers offer only as costly upcharge options



bimos by BioFit™ Collection: Unitec

advantage: economical | use: laboratory, healthcare, industrial, education, office

With the same proven engineering as other bimos by BioFit Collection models, the Unitec offers a solution for smaller organizations or start-ups.

- Upholstery options include black or blue vinyl, black or blue cloth or black self-skinned urethane.
- Seamless protective backrest panel.
- Soft-touch pneumatic seat height control.
- High-profile Euro-look base with T-shape construction for added strength and easy cleanability.
- Ergonomic seat.
- Pneumatics are available to provide low, medium and high seat height ranges to accommodate many task requirements.
- Dual-wheel non-marring polyurethane casters resist movement when the chair is unoccupied, enhancing workplace safety by inhibiting seating from rolling away.

Shown here:
Unitec Series
with W base,
adjustable-height
ATF footring, high
seat height range



Dedicated to Design.
Committed to Quality.



- 25.6" diameter, high-profile cast aluminum (A style) base.



- 25.6" diameter, high-profile reinforced composite (R style) base.



- 28.7" diameter, high-profile wide aluminum (W style) base.

ordering information | january 2020

Model#	Seat-Hgt.	Base Style	Upholstery Type: Color/Code
UNITECA-L- (5800 or 6062)	Low, 16"-21.25"	Cast Aluminum	Cloth: Black/5800 or Blue/6062
UNITECA-L- (0551 or 0562)	Low, 16"-21.25"	Cast Aluminum	Vinyl: Black/0551 or Blue/0562
UNITECA-L-2000	Low, 15.5"-20.75"	Cast Aluminum	Urethane: 2000
UNITECA-M- (5800 or 6062)	Medium, 18.5"-26"	Cast Aluminum	Cloth: Black/5800 or Blue/6062
UNITECA-M- (0551 or 0562)	Medium, 18.5"-26"	Cast Aluminum	Vinyl: Black/0551 or Blue/0562
UNITECA-M-2000	Medium, 18"-25.5"	Cast Aluminum	Urethane: 2000
UNITECA-H- (5800 or 6062)	High, 21.5"-31.5"	Cast Aluminum	Cloth: Black/5800 or Blue/6062
UNITECA-H- (0551 or 0562)	High, 21.5"-31.5"	Cast Aluminum	Vinyl: Black/0551 or Blue/0562
UNITECA-H-2000	High, 21"-31"	Cast Aluminum	Urethane: 2000
UNITECR-L- (5800 or 6062)	Low, 16"-21.25"	Reinforced Composite	Cloth: Black/5800 or Blue/6062
UNITECR-L- (0551 or 0562)	Low, 16"-21.25"	Reinforced Composite	Vinyl: Black/0551 or Blue/0562
UNITECR-L-2000	Low, 15.5"-20.75"	Reinforced Composite	Urethane: 2000
UNITECR-M- (5800 or 6062)	Medium, 18.5"-26"	Reinforced Composite	Cloth: Black/5800 or Blue/6062
UNITECR-M- (0551 or 0562)	Medium, 18.5"-26"	Reinforced Composite	Vinyl: Black/0551 or Blue/0562
UNITECR-M-2000	Medium, 18"-25.5"	Reinforced Composite	Urethane: 2000
UNITECR-H- (5800 or 6062)	High, 21.5"-31.5"	Reinforced Composite	Cloth: Black/5800 or Blue/6062
UNITECR-H- (0551 or 0562)	High, 21.5"-31.5"	Reinforced Composite	Vinyl: Black/0551 or Blue/0562
UNITECR-H-2000	High, 21"-31"	Reinforced Composite	Urethane: 2000
UNITECW-L- (5800 or 6062)	Low, 16"-21.25"	Wide Aluminum	Cloth: Black/5800 or Blue/6062
UNITECW-L- (0551 or 0562)	Low, 16"-21.25"	Wide Aluminum	Vinyl: Black/0551 or Blue/0562
UNITECW-L-2000	Low, 15.5"-20.75"	Wide Aluminum	Urethane: 2000
UNITECW-M- (5800 or 6062)	Medium, 18.5"-26"	Wide Aluminum	Cloth: Black/5800 or Blue/6062
UNITECW-M- (0551 or 0562)	Medium, 18.5"-26"	Wide Aluminum	Vinyl: Black/0551 or Blue/0562
UNITECW-M-2000	Medium, 18"-25.5"	Wide Aluminum	Urethane: 2000
UNITECW-H- (5800 or 6062)	High, 21.5"-31.5"	Wide Aluminum	Cloth: Black/5800 or Blue/6062
UNITECW-H- (0551 or 0562)	High, 21.5"-31.5"	Wide Aluminum	Vinyl: Black/0551 or Blue/0562
UNITECW-H-2000	High, 21"-31"	Wide Aluminum	Urethane: 2000

Extended lead times apply for all Unitec models. Contact BioFit for details and information on special and custom orders.

optional components

Component	MFG Code	Description
Footring	AFP	Adjustable height, 22" diameter, oval tube construction on solid polished cast aluminum spoke (<i>recommended for medium and high height models, adjusts easily without knobs or levers; not available with low height models, replaces standard ATF footring</i>)
	ATF	Adjustable height, 20" diameter, cast aluminum (<i>recommended for medium and high height models with A, W or R bases. Not available with low height models or S style base units</i>)
Glides	HG	2" high polyamide glides
Casters	RC	Hooded dual-wheel, non-marring resistance casters, resist movement when seat is unoccupied – standard on most models

WARNING: This product can expose you to chemicals including wood dust, which is known to the State of California to cause cancer. For more information go to www.p65warnings.ca.gov.

ArmorSeat (GG) Series



advantage: durability | use: clean room, static control/ESD, various workspaces

Rugged polypropylene multipurpose seating with antimicrobial properties and UV inhibitor standard in every seat and backrest. Clean room and static control/ESD options available. 13-year warranty.

- Polypropylene seat and backrest standard colors include black and navy. Custom colors also available.
- Ergonomic seat with waterfall front, UV inhibitor and antimicrobial properties.
- Black powder-coated paint finish standard on metal parts.
- Pneumatics are available to provide low, medium and high seat height ranges to accommodate many task requirements.
- Durable and easy to clean all-welded tubular steel base with affixed footring.
- Dual-wheel non-marring polyurethane casters resist movement when the chair is unoccupied, enhancing workplace safety by inhibiting seating from rolling away.

Shown here:
ArmorSeat Series
with **S** base
featuring affixed
footring, medium
seat height range

ordering information | january 2020

● = 2-Day Shipping*

ArmorSeat (GG) Series | Standard Components

17.5"W x 15.5"D x 1.5"T seat, 16"W x 10.75"H backrest with integral lumbar support, soft touch pneumatic seat height adjustment, fixed rearward 3.5° seat tilt, backrest tilt and backrest height adjustment

Models with tubular steel base

Model#	Seat-Hgt.	Compatibility
● GGS-L-RC-T-XF-XA-06	Low, 17"-21"	Desk
● GGS-M-RC-T-XF-XA-06	Medium, 20"-27"	Standard Bench
● GGS-H-RC-T-XF-XA-06	High, 24"-31"	High Bench

Models with cast aluminum base

Model#	Seat-Hgt.	Compatibility
● GGA-L-RC-T-XF-XA-06	Low, 16"-21"	Desk
● GGA-M-RC-T-XF-XA-06	Medium, 18"-25"	Standard Bench
● GGA-H-RC-T-XF-XA-06	High, 21"-31"	High Bench

Models with reinforced composite base

Model#	Seat-Hgt.	Compatibility
● GGR-L-RC-T-XF-XA-06	Low, 16"-21"	Desk
● GGR-M-RC-T-XF-XA-06	Medium, 18"-25"	Standard Bench
● GGR-H-RC-T-XF-XA-06	High, 21"-31"	High Bench

Models with wide aluminum base

Model#	Seat-Hgt.	Compatibility
● GGW-L-RC-T-XF-XA-06	Low, 16"-21"	Desk
● GGW-M-RC-T-XF-XA-06	Medium, 18"-25"	Standard Bench
● GGW-H-RC-T-XF-XA-06	High, 21"-31"	High Bench

Ask about special and custom orders. *2DS only includes Black. Does not include Navy or Burgundy.



- 23" diameter tubular steel (S style) base with 21" diameter affixed footring.



- 25.6" diameter, high-profile cast aluminum (A style) base.



- 25.6" diameter, high-profile reinforced composite (R style) base.



- 28.7" diameter, high-profile wide aluminum (W style) base.

optional components			● = 2-Day Shipping
Component	MFG Code	Description	
Seat Controls	● FFAC	Free float articulating control: pneumatic seat- and backrest-height adjustment; seat and backrest tilt independently via separate levers, and can free float or lock into place, seat can tilt forward ISO 4 performance package configurations	
Footring	● AFP	Adjustable height, 22" diameter, oval tube construction on solid polished cast aluminum spoke (<i>recommended for medium and high height models with A, W or R bases, adjusts easily without knobs or levers; not available with low height models or units with S style base</i>)	
	● ATF	Adjustable height, 20" diameter, cast aluminum (<i>recommended for medium and high height models with A, W or R bases, not available with low height models or units with S style base</i>)	
Glides	● HG	2" high polyamide glides	
Casters	● RC	Hooded dual-wheel, non-marring resistance casters; resist movement when seat is unoccupied – standard on most models	
	● RK	Hooded dual-wheel, non-marring resistance casters for ESD applications; resist movement when seat is unoccupied (<i>standard with ESD performance packages</i>)	
Miscellaneous	SW	Skid wrapping, net cost per pallet	

performance packages		
Category	Class	MFG Code
ESD	—*	● K
Clean Room	ISO 8**	● ISO8
	ISO 7**	● ISO7
	ISO 6	● ISO6
	ISO 5	● ISO5
	ISO 4*	● ISO4
Clean Room/ESD	ISO 8/ESD*	● ISO8K
	ISO 7/ESD*	● ISO7K
	ISO 6/ESD*	● ISO6K
Chrome-plated metal parts, chairs w/A, W, R base	—	● C
Chrome-plated metal parts, chairs w/S base	—	● C

*Not available with R style base.
**Comes standard with black powder coat metal finish.

WARNING: This product can expose you to chemicals including wood dust, which is known to the State of California to cause cancer. For more information go to www.p65warnings.ca.gov.

BioFit Product Quality

Nearly all BioFit products are warranted to the original purchaser against mechanical or structural failure due to defective material or workmanship for 13 years of normal, multi-shift use. Pneumatic cylinders are covered for the functional lifetime of the chair or stool.

BioFit seating complies with ANSI/BIFMA X5.1 product safety and performance standards guidelines as established by the Business and Institutional Furniture Manufacturers Association. BioFit seating is also LEED compliant for use in commercial interiors.



UniqueU (UU) Series

advantage: versatility | use: clean room, static control/ESD, various workspaces

These durable urethane chairs have easy-to-clean seats and backrests that resist water, chemicals, paints and more. The versatile ergonomic seating is designed to meet clean room and ESD demands and functional design requirements. 13-year warranty.



- 16.5" wide x 12.5" self-skinned urethane backrest with ventilating ribs and integral lumbar support.
- Self-skinned urethane seat with waterfall front, shaped rear edge and ventilating ribs.
- Black powder-coated paint finish standard on metal parts.
- Pneumatics are available to provide low, medium and high seat height ranges to accommodate many task requirements.
- Dual-wheel non-marring polyurethane casters resist movement when the chair is unoccupied, enhancing workplace safety by inhibiting seating from rolling away.

Shown here:
UniqueU Series
with **A** base,
low seat
height range

ordering information | january 2020

● = Next Day Shipping ● = 2-Day Shipping

UniqueU Series | Standard Components

18.5"W x 17"D x 1.5"T seat, 16.5"W x 12.5"H backrest with ventilating ribs and integral lumbar support, soft touch pneumatic seat height adjustment, fixed rearward 3.5° seat tilt, backrest tilt and backrest height adjustment

Models with tubular steel base

Model#	Seat-Hgt.	Compatibility
● UUS-L-RC-T-XF-XA-06	Low, 17"-21"	Desk
● UUS-M-RC-T-XF-XA-06	Medium, 20"-27"	Standard Bench
● UUS-H-RC-T-XF-XA-06	High, 24"-31"	High Bench

Models with cast aluminum base

Model#	Seat-Hgt.	Compatibility
● UUA-L-RC-T-XF-XA-06	Low, 16"-21"	Desk
● UUA-M-RC-T-XF-XA-06	Medium, 18"-25"	Standard Bench
● UUA-H-RC-T-XF-XA-06	High, 21"-31"	High Bench

Models with reinforced composite base

Model#	Seat-Hgt.	Compatibility
● UUR-L-RC-T-XF-XA-06	Low, 16"-21"	Desk
● UUR-M-RC-T-XF-XA-06	Medium, 18"-25"	Standard Bench
● UUR-H-RC-T-XF-XA-06	High, 21"-31"	High Bench

Models with wide aluminum base

Model#	Seat-Hgt.	Compatibility
● UUW-L-RC-T-XF-XA-06	Low, 16"-21"	Desk
● UUW-M-RC-T-XF-XA-06	Medium, 18"-25"	Standard Bench
● UUW-H-RC-T-XF-XA-06	High, 21"-31"	High Bench

Ask about special and custom orders.



- 23" diameter tubular steel (S style) base with 21" diameter affixed footing.



- 25.6" diameter, high-profile cast aluminum (A style) base.



- 25.6" diameter, high-profile reinforced composite (R style) base.



- 28.7" diameter, high-profile wide aluminum (W style) base.

optional components ● = Next Day Shipping ● = 2-Day Shipping

Component	MFG Code	Description
Seat Controls	● FFAC	Free float articulating pneumatic: seat- and backrest-height adjustment; seat and backrest tilt independently via separate levers, and can free float or lock into place; seat can tilt forward
Armrests	ARS	Height/width adjustable with self-skinned urethane pads (Not available with FFAC seat control)
Footring	● AFP	Adjustable height, 22" diameter, oval tube construction on solid polished cast aluminum spoke (Adjusts easily without knobs or levers, not available with low height models or units with S style base)
	● ATF	Adjustable height, 20" diameter, cast aluminum (recommended for medium and high height models with A, W or R bases. Not available with low height models or units with S style base)
Glides	● HG	2" high polyamide glides
Casters	● RC	Hooded dual-wheel, non-marring resistance casters; resist movement when seat is unoccupied – standard on most models
	● RK	Hooded dual-wheel, non-marring resistance casters for ESD applications; resist movement when seat is unoccupied (standard with ESD performance packages)
Miscellaneous	SW	Skid wrapping, net cost per pallet

performance packages

Category	Class	MFG Code
ESD	—*	● K
Clean Room	ISO 8**	● ISO8
	ISO 7**	● ISO7
	ISO 6	● ISO6
Clean Room/ESD	ISO 8/ESD*	● ISO8K
	ISO 7/ESD*	● ISO7K
	ISO 6/ESD*	● ISO6K
Chrome-plated metal parts chairs w/A, W, R base	—	● C
Chrome-plated metal parts chairs w/S base	—	● C

*Not available with R style base.
**Comes standard with black powder coat metal finish.

⚠ WARNING: This product can expose you to chemicals including wood dust, which is known to the State of California to cause cancer. For more information go to www.p65warnings.ca.gov.

Supply Chain & Distribution



No-surprise delivered prices – ground freight to lower 48 states included on all orders over \$3,500 list pricing shown in this catalog.

- On-time delivery 95+%
- Comprehensive network of dealers
- GSA, AEPA, BuyBoard and multiple state contract partner

Skoop (KX) Series

advantage: versatility | use: laboratory, clean room, industrial, education

An edgy alternative to traditional multipurpose seating, combining color and contour with ergonomic performance and LEED® compliance. Clean room options available. 13-year warranty.



- Standard colors are Nordic Black and Pacific (dark) Blue.
- One-piece high-density polypropylene shell.
- Black powder-coated paint finish standard on metal parts.
- Pneumatics are available to provide low, medium and high seat height ranges to accommodate many task requirements.
- High-profile Euro-look base with T-shape construction for added strength and easy cleanability.
- Dual-wheel non-marring polyurethane casters resist movement when the chair is unoccupied, enhancing workplace safety by inhibiting seating from rolling away.

Shown here:
**Skoop Series with
A base, optional
height-adjustable
footring, medium
seat height range**



Dedicated to Design.
Committed to Quality.



- 23" diameter tubular steel (S style) base with 21" diameter affixed footring.



- 25.6" diameter, high-profile cast aluminum (A style) base.



- 25.6" diameter, high-profile reinforced composite (R style) base.



- 28.7" diameter, high-profile wide aluminum (W style) base.

ordering information | january 2020

Skoop (KX) Series | Standard Components

18.5"W x 17"D x 18.5"H x 2"T one-piece high-density polypropylene shell, soft touch pneumatic seat height adjustment

Models with tubular steel base

Model#	Seat-Hgt.	Compatibility
KXS-L-RC-P-XF-XA-06	Low, 17"-21"	Desk
KXS-M-RC-P-XF-XA-06	Medium, 20"-27"	Standard Bench
KXS-H-RC-P-XF-XA-06	High, 24"-31"	High Bench

Models with cast aluminum base

Model#	Seat-Hgt.	Compatibility
KXA-L-RC-P-XF-XA-06	Low, 16"-21"	Desk
KXA-M-RC-P-XF-XA-06	Medium, 18"-25"	Standard Bench
KXA-H-RC-P-XF-XA-06	High, 21"-31"	High Bench

Models with reinforced composite base

Model#	Seat-Hgt.	Compatibility
KXR-L-RC-P-XF-XA-06	Low, 16"-21"	Desk
KXR-M-RC-P-XF-XA-06	Medium, 18"-25"	Standard Bench
KXR-H-RC-P-XF-XA-06	High, 21"-31"	High Bench

Models with wide aluminum base

Model#	Seat-Hgt.	Compatibility
KXW-L-RC-P-XF-XA-06	Low, 16"-21"	Desk
KXW-M-RC-P-XF-XA-06	Medium, 18"-25"	Standard Bench
KXW-H-RC-P-XF-XA-06	High, 21"-31"	High Bench

optional components

Component	MFG Code	Description
Footring	AFP	Adjustable height, 22" diameter, oval tube construction on solid polished cast aluminum spoke (<i>recommended for medium and high height models with A, W or R bases, adjusts easily without knobs or levers; not available with low height models or units with S style base</i>)
	ATF	Adjustable height, 20" diameter, cast aluminum (<i>recommended for medium and high height models with A, W or R bases. Not available with low height models or units with S style base</i>)
Glides	HG	2" high polyamide glides
Casters	RC	Hooded dual-wheel, non-marring resistance casters, resist movement when seat is unoccupied – standard on most models
Miscellaneous	SW	Skid wrapping, net cost per pallet

(Other colors available on special order. Minimum Order Quantity may apply. Contact BioFit for more information.)

performance packages

Category	Class	MFG Code
Clean Room	ISO 8*	ISO8
	ISO 7*	ISO7
	ISO 6	ISO6
	ISO 5	ISO5
Chrome-plated metal parts, chairs w/A, W, R base	—	C
Chrome-plated metal parts, chairs w/S base	—	C

*Comes standard with black powder coat metal finish.

WARNING: This product can expose you to chemicals including wood dust, which is known to the State of California to cause cancer. For more information go to www.p65warnings.ca.gov.

Willow (WW) Series

advantage: functionality | use: healthcare, laboratory, industrial, education

Chairs in this series are constructed of naturally beautiful and durable genuine American maple, combining proven functionality with elegant design. 13-year warranty.



- Black powder-coated paint finish standard on metal parts.
- 7-ply maple plywood with waterfall front.
- Pneumatics are available to provide low, medium and high seat height ranges to accommodate many task requirements.
- High-profile Euro-look base with T-shape construction for added strength and easy cleanability.
- Dual-wheel non-marring polyurethane casters resist movement when the chair is unoccupied, enhancing workplace safety by inhibiting seating from rolling away.

Shown here:
Willow Series
with **R base**, low seat
height range



Dedicated to Design.
Committed to Quality.



- 23" diameter tubular steel (**S style**) base with 21" diameter affixed footring.



- 25.6" diameter, high-profile cast aluminum (**A style**) base.



- 25.6" diameter, high-profile reinforced composite (**R style**) base.



- 28.7" diameter, high-profile wide aluminum (**W style**) base.

ordering information | january 2020

Willow (WW) Series | Standard Components

16.5"W x 15.25"D x 0.5"T 7-ply plywood seat with waterfall front, 14.5"W x 8.75"H x 0.25"T 5-ply maple plywood backrest, soft touch pneumatic seat height adjustment, fixed rearward 3.5° seat tilt, backrest tilt and backrest height adjustment

Models with tubular steel base

Model#	Seat-Hgt.	Compatibility
WWS-L-RC-T-XF-XA-06	Low, 16"-20"	Desk
WWS-M-RC-T-XF-XA-06	Medium, 19"-26"	Standard Bench
WWS-H-RC-T-XF-XA-06	High, 23"-30"	High Bench

Models with cast aluminum base

Model#	Seat-Hgt.	Compatibility
WWA-L-RC-T-XF-XA-06	Low, 15"-20"	Desk
WWA-M-RC-T-XF-XA-06	Medium, 17"-24"	Standard Bench
WWA-H-RC-T-XF-XA-06	High, 20"-30"	High Bench

Models with reinforced composite base

Model#	Seat-Hgt.	Compatibility
WWR-L-RC-T-XF-XA-06	Low, 15"-20"	Desk
WWR-M-RC-T-XF-XA-06	Medium, 17"-24"	Standard Bench
WWR-H-RC-T-XF-XA-06	High, 20"-30"	High Bench

Models with wide aluminum base

Model#	Seat-Hgt.	Compatibility
WWW-L-RC-T-XF-XA-06	Low, 15"-20"	Desk
WWW-M-RC-T-XF-XA-06	Medium, 17"-24"	Standard Bench
WWW-H-RC-T-XF-XA-06	High, 20"-30"	High Bench

Ask about special and custom orders.

optional components

Component	MFG Code	Description
Paint Finish	C	Chrome-plated metal parts, chairs w/A, W, R base
	C	Chrome-plated metal parts, chairs w/S base
Footring	AFP	Adjustable height, 22" diameter, oval tube construction on solid polished cast aluminum spoke (recommended for medium and high height models with A, W or R bases, adjusts easily without knobs or levers; not available with low height models or units with S style base)
	ATF	Adjustable height, 20" diameter, cast aluminum (recommended for medium and high height models with A, W or R bases. Not available with low height models or units with S style base)
Glides	HG	2" high polyamide glides
Casters	RC	Hooded dual-wheel, non-marring resistance casters; resist movement when seat is unoccupied – standard on most models
Miscellaneous	SW	Skid wrapping, net cost per pallet

WARNING: This product can expose you to chemicals including wood dust, which is known to the State of California to cause cancer. For more information go to www.p65warnings.ca.gov.



Regent (RT) Series

advantage: comfort | use: healthcare, laboratory, education,
industrial, static control/ESD

The addition of a streamlined backrest to this upholstered ergonomic stool series makes it a comfortable option for work and education spaces.



- Cloth and vinyl upholstery styles available to match various workspace requirements.
- Round seat with high-resilience molded foam cushioning and internal seat board bumperguard.
- Meets CAL 117 fire retardant standards. Treatment to meet CAL TB 133 available as an option (not available in California).
- Black powder-coated paint finish standard on metal parts.
- Pneumatics are available to provide low, medium and high seat height ranges to accommodate many task requirements.
- High-profile Euro-look base with T-shape construction for added strength and easy cleanability.
- Dual-wheel non-marring polyurethane casters resist movement when the chair is unoccupied, enhancing workplace safety by inhibiting seating from rolling away.

Shown here:
Regent Series
with **W base**, low
seat height range

ordering information | january 2020

Regent Series | Standard Components

16" dia., 3.5"T seat, 14.5"W x 9.5"H backrest with lumbar support and protective panel, soft touch pneumatic seat height adjustment, fixed rearward seat tilt of 3.5°, backrest tilt and backrest height adjustment, grade 2 upholstery

Models with tubular steel base

Model#	Seat-Hgt.	Compatibility
RTS-L-RC-T-XF-XA-06	Low, 18"-22"	Desk
RTS-M-RC-T-XF-XA-06	Medium, 21"-28"	Standard Bench
RTS-H-RC-T-XF-XA-06	High, 25"-32"	High Bench

Models with cast aluminum base

Model#	Seat-Hgt.	Compatibility
RTA-L-RC-T-XF-XA-06	Low, 17"-22"	Desk
RTA-M-RC-T-XF-XA-06	Medium, 19"-26"	Standard Bench
RTA-H-RC-T-XF-XA-06	High, 22"-32"	High Bench

Models with reinforced composite base

Model#	Seat-Hgt.	Compatibility
RTR-L-RC-T-XF-XA-06	Low, 17"-22"	Desk
RTR-M-RC-T-XF-XA-06	Medium, 19"-26"	Standard Bench
RTR-H-RC-T-XF-XA-06	High, 22"-32"	High Bench

Models with wide aluminum base

Model#	Seat-Hgt.	Compatibility
RTW-L-RC-T-XF-XA-06	Low, 17"-22"	Desk
RTW-M-RC-T-XF-XA-06	Medium, 19"-26"	Standard Bench
RTW-H-RC-T-XF-XA-06	High, 22"-32"	High Bench

Ask about special and custom orders.



- 23" diameter tubular steel (S style) base with 21" diameter affixed footring.



- 25.6" diameter, high-profile cast aluminum (A style) base.



- 25.6" diameter, high-profile reinforced composite (R style) base.



- 28.7" diameter, high-profile wide aluminum (W style) base.

optional components

Component	MFG Code	Description
Footring	AFP	Adjustable height, 22" diameter, oval tube construction on solid polished cast aluminum spoke (<i>recommended for medium and high height models with A, W or R bases, adjusts easily without knobs or levers; not available with low height models or units with S style base</i>)
	ATF	Adjustable height, 20" diameter, cast aluminum (<i>recommended for medium and high height models with A, W or R bases. Not available with low height models or S style base units</i>)
Glides	HG	2" high polyamide glides
Casters	RC	Hooded dual-wheel, non-marring resistance casters, resist movement when seat is unoccupied – standard on most models
	RK	Hooded dual-wheel, non-marring resistance casters for ESD applications; resist movement when seat is unoccupied (<i>standard with ESD performance packages</i>)
Miscellaneous	SW	Skid wrapping; net cost per pallet
	VU	Upholstered underwrap to match seat upholstery

upholstery

MFG Code	Description
COM	Customer's own material
Grade 2	Comes standard on upholstered models unless otherwise noted
Grade 3	Grade 3 upholstery
Grade 4	Grade 4 upholstery
Grade 5	Grade 5 upholstery
C133	Special fire retardant upholsteries, foam or barriers (<i>as needed to meet California Technical Bulletin 133 & Boston Fire Code; upholstery choices may be limited. Minimums of Grade 2/3 fabric or Grade 3 vinyl are offered</i>); not available in California

performance packages

Category	MFG Code
ESD	K*
Chrome-plated metal parts, chairs w/A, W, R base	C
Chrome-plated metal parts, chairs w/S base	C

*Not available with R style base.

WARNING: This product can expose you to chemicals including wood dust, which is known to the State of California to cause cancer. For more information go to www.p65warnings.ca.gov.

Upholsteries

BioFit offers a variety of upholsteries to choose from. For standard upholstery options, scan this QR code.



Regent Vacuum Formed (RT-VF) Series

advantage: fluid and bacterial resistance | use: healthcare, laboratory,
clean room

The vacuum formed process forms seamless vinyl upholstery precisely to the shape of seat and backrest cushioning, enabling components to maintain their shape and performance over time, maximizing user comfort while protecting against bacterial and fluid infiltration. The addition of a trapezoid-shaped backrest enhances ergonomic support.



- Available in slate blue and black, 1:10 bleach/water cleanable upholstery.
- Round seat with high-resilience molded foam cushioning, seamless upholstery and internal seat board bumperguard.
- Meets CAL 117 fire retardant standards.
- Black powder-coated paint finish standard on metal parts.
- Pneumatics are available to provide low, medium and high seat height ranges to accommodate many task requirements.
- High-profile Euro-look base with T-shape construction for added strength and easy cleanability.
- Dual-wheel non-marring polyurethane casters resist movement when the chair is unoccupied, enhancing workplace safety by inhibiting seating from rolling away.

Shown here:
**Regent Vacuum
Formed Series
with A base, optional
adjustable-height
ATF footing, high
seat height range**



- 23" diameter tubular steel (S style) base with 21" diameter affixed footing.



- 25.6" diameter, high-profile cast aluminum (A style) base.



- 25.6" diameter, high-profile reinforced composite (R style) base.



- 28.7" diameter, high-profile wide aluminum (W style) base.

ordering information | january 2020

Regent Vacuum Formed Series | Standard Components

16" dia., 3.5"T seat, 14.5"W x 9.5"H backrest with lumbar support and protective panel, soft touch pneumatic seat height adjustment, fixed rearward seat tilt of 3.5°, backrest tilt and backrest height adjustment, grade 2 upholstery

Models with tubular steel base

Model#	Seat-Hgt.	Compatibility
VF:RTS-L-RC-T-XF-XA-06	Low, 18"-22"	Desk
VF:RTS-M-RC-T-XF-XA-06	Medium, 21"-28"	Standard Bench
VF:RTS-H-RC-T-XF-XA-06	High, 25"-32"	High Bench

Models with cast aluminum base

Model#	Seat-Hgt.	Compatibility
VF:RTA-L-RC-T-XF-XA-06	Low, 17"-22"	Desk
VF:RTA-M-RC-T-XF-XA-06	Medium, 19"-26"	Standard Bench
VF:RTA-H-RC-T-XF-XA-06	High, 22"-32"	High Bench

Models with reinforced composite base

Model#	Seat-Hgt.	Compatibility
VF:RTR-L-RC-T-XF-XA-06	Low, 17"-22"	Desk
VF:RTR-M-RC-T-XF-XA-06	Medium, 19"-26"	Standard Bench
VF:RTR-H-RC-T-XF-XA-06	High, 22"-32"	High Bench

Models with wide aluminum base

Model#	Seat-Hgt.	Compatibility
VF:RTW-L-RC-T-XF-XA-06	Low, 17"-22"	Desk
VF:RTW-M-RC-T-XF-XA-06	Medium, 19"-26"	Standard Bench
VF:RTW-H-RC-T-XF-XA-06	High, 22"-32"	High Bench

Ask about special and custom orders.

optional components

Component	MFG Code	Description
Footring	AFP	Adjustable height, 22" diameter, oval tube construction on solid polished cast aluminum spoke (<i>recommended for medium and high height models with A, W or R bases, adjusts easily without knobs or levers; not available with low height models or units with S style base</i>)
	ATF	Adjustable height, 20" diameter, cast aluminum (<i>recommended for medium and high height models with A, W or R bases. Not available with low height models or S style base units</i>)
Glides	HG	2" high polyamide glides
Casters	RC	Hooded dual-wheel, non-marring resistance casters, resist movement when seat is unoccupied – standard on most models
Miscellaneous	SW	Skid wrapping; net cost per pallet
Fire Retardant	C133	Special fire retardant upholsteries, foam or barriers (<i>as needed to meet California Technical Bulletin 133 & Boston Fire Code; upholstery choices may be limited. Minimums of Grade 2/3 fabric or Grade 3 vinyl are offered</i>); not available in California

performance packages

Category	Class	MFG Code
Clean Room	ISO 6	ISO6
Chrome-plated metal parts, chairs w/A, W, R base	—	C
Chrome-plated metal parts, chairs w/S base	—	C

WARNING: This product can expose you to chemicals including wood dust, which is known to the State of California to cause cancer. For more information go to www.p65warnings.ca.gov.



Dedicated to Design.
Committed to Quality.

biofit.com | 800.597.0246

ORDER



24 HOURS

The BioFit Quick Ship
Program Just Got Quicker

Next Day Shipping Ensures Your Seating Success

Need chairs in a hurry? BioFit delivers—fast. BioFit now offers Next Day Shipping (NDS) for our customers on our most popular Elite and UniqueU seating. The NDS line includes best-selling, cost-effective next-day seating solutions for healthcare, laboratory, office, education, and industrial workplaces.

How It Works: Need chairs next-day? Select standard Elite or UniqueU seating (see the back of this flyer) and shipment will be on its way in 24 hours.* To order, simply note the Model# and contact BioFit at 800.597.0246 or biofit@biofit.com for a local dealer. Dealers can send orders to orders@biofit.com.

Keep your business moving even faster. Look for the orange dot for BioFit's new NDS option and get your seating solutions shipped in 24 hours.*

The BioFit Advantage: BioFit delivers more product options to meet your workplace requirements and propel your business to higher operational efficiencies.

- Ergonomic design enhances worker comfort and productivity; easily adjusted controls to meet the needs of multiple-shift users
- High-end aesthetics enhance and complement work environments
- Standard components that many manufacturers offer as costly upcharge options
- 13-year warranty on 24/7/365 day use

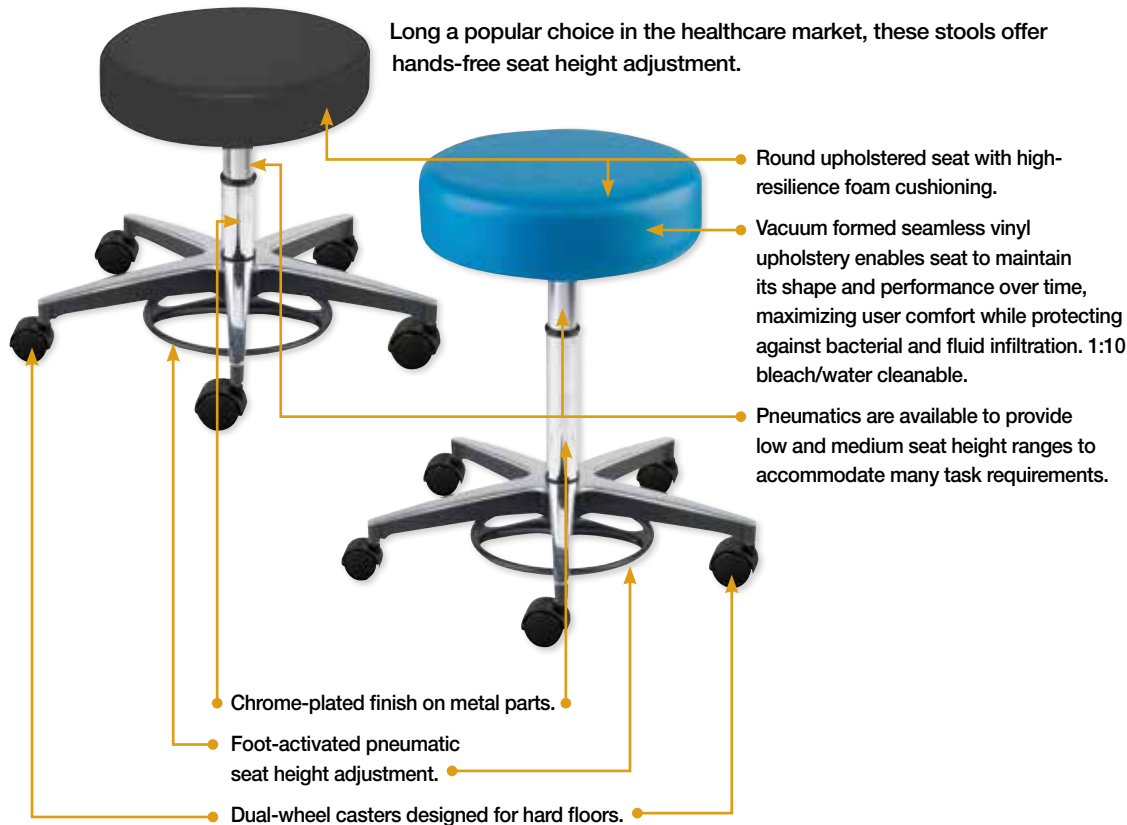
Look for the
● for Seating
that Ships in
24-Hours.

Order Today!

*NDS: Orders received at BioFit by noon EST ship Next Business Day. Order up to 9 chairs per day per customer for NDS via FedEx ground. 2DS: Orders received at BioFit by noon EST ship in 2 Business Days. Order up to 15 chairs per day. Quick Ship available in USA only. Once order is placed and credit approved, chairs will ship directly from the BioFit facility. Orders that are less than \$3,500.00 list, there will be a \$15.00 per carton handling fee. Prices are F.O.B.

Aramis 2A and 2A Vacuum Formed Stools

advantage: fluid and bacterial resistance | use: healthcare, laboratory, education, industrial



Shown here:
(background)
Aramis 2A Series
with low seat
height range;
(foreground)
Aramis 2A
Vacuum Formed
Series with
medium seat
height range.

ordering information | january 2020

Aramis 2A Stools | Standard Components

16" dia., 3.5"T seat, 5-legged cast aluminum base w/23" leg spread, slate blue or black vinyl upholstery

Model#	Part#	Seat-Hgt.	Compatibility
2A10-C-CRC	RXC-L-CRC-FA-XF-XA-C	Low, 18"-23"	Desk
2A20-C-CRC	RXC-M-CRC-FA-XF-XA-C	Medium, 22"-29"	Standard Bench

Aramis 2A Vacuum Formed | Standard Components

16" dia., 3.5"T seat, 5-legged cast aluminum base w/23" leg spread, slate blue or black vacuum formed upholstery

Model#	Part#	Seat-Hgt.	Compatibility
2A10-C-CRC-VF	VF:RXC-L-CRC-FA-XF-XA-C	Low, 18"-23"	Desk
2A20-C-CRC-VF	VF:RXC-M-CRC-FA-XF-XA-C	Medium, 22"-29"	Standard Bench

Ask about special and custom orders.

⚠ WARNING: This product can expose you to chemicals including wood dust, which is known to the State of California to cause cancer. For more information go to www.p65warnings.ca.gov.

Rexford (RX) Series

advantage: ergonomics | use: healthcare, laboratory, education, industrial, static control/ESD

Models in this series provide an ergonomic seating solution in a variety of workplace and learning spaces.



- Cloth and vinyl upholstery styles available to match various workspace requirements.
- Round seat with high-resilience molded foam cushioning and internal seat board bumperguard.
- Fingertip-controlled pneumatic activator ring enables seat height adjustment from any location around the seat perimeter.
- Pneumatics are available to provide low, medium and high seat height ranges to accommodate many task requirements.
- Black powder-coated paint finish standard on metal parts.
- High-profile Euro-look base with T-shape construction for added strength and easy cleanability.
- Dual-wheel non-marring polyurethane casters resist movement when the chair is unoccupied, enhancing workplace safety by inhibiting seating from rolling away.

Shown here:
Rexford Series
with R base,
optional
adjustable-height
footring, high seat
height range

ordering information | january 2020

Rexford Series | Standard Components

16" dia., 3.5"T seat, soft touch pneumatic seat height adjustment, grade 2 upholstery

Models with tubular steel base

Model#	Seat-Hgt.	Compatibility
RXS-L-RC-S-XF-XA-06	Low, 18"-22"	Desk
RXS-M-RC-S-XF-XA-06	Medium, 21"-28"	Standard Bench
RXS-H-RC-S-XF-XA-06	High, 25"-32"	High Bench

Models with cast aluminum base

Model#	Seat-Hgt.	Compatibility
RXA-L-RC-S-XF-XA-06	Low, 17"-22"	Desk
RXA-M-RC-S-XF-XA-06	Medium, 19"-26"	Standard Bench
RXA-H-RC-S-XF-XA-06	High, 22"-32"	High Bench

Models with reinforced composite base

Model#	Seat-Hgt.	Compatibility
RXR-L-RC-S-XF-XA-06	Low, 17"-22"	Desk
RXR-M-RC-S-XF-XA-06	Medium, 19"-26"	Standard Bench
RXR-H-RC-S-XF-XA-06	High, 22"-32"	High Bench

Models with reinforced composite base

Model#	Seat-Hgt.	Compatibility
RXW-L-RC-S-XF-XA-06	Low, 17"-22"	Desk
RXW-M-RC-S-XF-XA-06	Medium, 19"-26"	Standard Bench
RXW-H-RC-S-XF-XA-06	High, 22"-32"	High Bench

Ask about special and custom orders.



Dedicated to Design.
Committed to Quality.



- 23" diameter tubular steel (S style) base with 21" diameter affixed footring.



- 25.6" diameter, high-profile cast aluminum (A style) base.



- 25.6" diameter, high-profile reinforced composite (R style) base.



- 28.7" diameter, high-profile wide aluminum (W style) base.

optional components		
Component	MFG Code	Description
Footring	AFP	Adjustable height, 22" diameter, oval tube construction on solid polished cast aluminum spoke (<i>recommended for medium and high height models with A, W or R bases, adjusts easily without knobs or levers; not available with low height models or units with S style base</i>)
	ATF	Adjustable height, 20" diameter, cast aluminum (<i>recommended for medium and high height models with A, W or R bases. Not available with low height models or S style base units</i>)
Glides	HG	2" high polyamide glides
Casters	RC	Hooded dual-wheel, non-marring resistance casters, resist movement when seat is unoccupied – standard on most models
	RK	Hooded dual-wheel, non-marring resistance casters for ESD applications; resist movement when seat is unoccupied (<i>standard with ESD performance packages</i>)
Miscellaneous	SW	Skid wrapping; net cost per pallet
	VU	Upholstered underwrap to match seat upholstery

upholstery	
MFG Code	Description
COM	Customer's own material
Grade 2	Comes standard on upholstered models unless otherwise noted
Grade 3	Grade 3 upholstery
Grade 4	Grade 4 upholstery
Grade 5	Grade 5 upholstery
C133	Special fire retardant upholsteries, foam or barriers (<i>as needed to meet California Technical Bulletin 133 & Boston Fire Code; upholstery choices may be limited. Minimums of Grade 2/3 fabric or Grade 3 vinyl are offered</i>); not available in California

performance packages		
Category	Class	MFG Code
ESD	—*	K
Clean Room	ISO 6	ISO6
Chrome-plated metal parts, chairs w/A, W, R base		C
Chrome-plated metal parts, chairs w/S base		C

*Not available with R style base.

WARNING: This product can expose you to chemicals including wood dust, which is known to the State of California to cause cancer. For more information go to www.p65warnings.ca.gov.

Build Your Own Chair

Thanks to the modular construction of our products, you can create your desired chair, request a quote and order seating for your unique requirements right from your smartphone.

Scan this QR code and try it yourself.



Rexford Vacuum Formed (RX-VF) Series

advantage: fluid and bacterial resistance | use: healthcare, laboratory

Vacuum formed upholstery to reduce liquid and bacterial infiltration makes this stool series a smart choice for medical and laboratory settings. The vacuum formed process forms seamless vinyl upholstery precisely to the shape of seat cushioning, enabling it maintain its shape and performance over time, enhancing user comfort. Upholstery is 1:10 bleach/water cleanable.



- 23" diameter tubular steel (S style) base with 21" diameter affixed footing.



- 25.6" diameter, high-profile cast aluminum (A style) base.



- 25.6" diameter, high-profile reinforced composite (R style) base.



- 28.7" diameter, high-profile wide aluminum (W style) base.

ordering information | january 2020

Rexford Vacuum Formed Series | Standard Components

16" dia., 3.5"T seat, soft touch pneumatic seat height adjustment

Models with tubular steel base

Model#	Seat-Hgt.	Compatibility
VF:RXS-L-RC-S-XF-XA-06	Low, 18"-22"	Desk
VF:RXS-M-RC-S-XF-XA-06	Medium, 21"-28"	Standard Bench
VF:RXS-H-RC-S-XF-XA-06	High, 25"-32"	High Bench

Models with cast aluminum base

Model#	Seat-Hgt.	Compatibility
VF:RXA-L-RC-S-XF-XA-06	Low, 17"-22"	Desk
VF:RXA-M-RC-S-XF-XA-06	Medium, 19"-26"	Standard Bench
VF:RXA-H-RC-S-XF-XA-06	High, 22"-32"	High Bench

Models with reinforced composite base

Model#	Seat-Hgt.	Compatibility
VF:RXR-L-RC-S-XF-XA-06	Low, 17"-22"	Desk
VF:RXR-M-RC-S-XF-XA-06	Medium, 19"-26"	Standard Bench
VF:RXR-H-RC-S-XF-XA-06	High, 22"-32"	High Bench

Models with wide aluminum base

Model#	Seat-Hgt.	Compatibility
VF:RXW-L-RC-S-XF-XA-06	Low, 17"-22"	Desk
VF:RXW-M-RC-S-XF-XA-06	Medium, 19"-26"	Standard Bench
VF:RXW-H-RC-S-XF-XA-06	High, 22"-32"	High Bench

Ask about special and custom orders.

optional components

Component	MFG Code	Description
Paint Finish	C	Chrome-plated metal parts, chairs w/A, W, R base
	C	Chrome-plated metal parts, chairs w/S base
Footring	AFP	Adjustable height, 22" diameter, oval tube construction on solid polished cast aluminum spoke (<i>recommended for medium and high height models with A, W or R bases, adjusts easily without knobs or levers; not available with low height models or units with S style base</i>)
	ATF	Adjustable height, 20" diameter, cast aluminum (<i>recommended for medium and high height models with A, W or R bases. Not available with low height models or S style base units</i>)
Glides	HG	2" high polyamide glides
Casters	RC	Hooded dual-wheel, non-marring resistance casters, resist movement when seat is unoccupied – standard on most models
Miscellaneous	SW	Skid wrapping; net cost per pallet

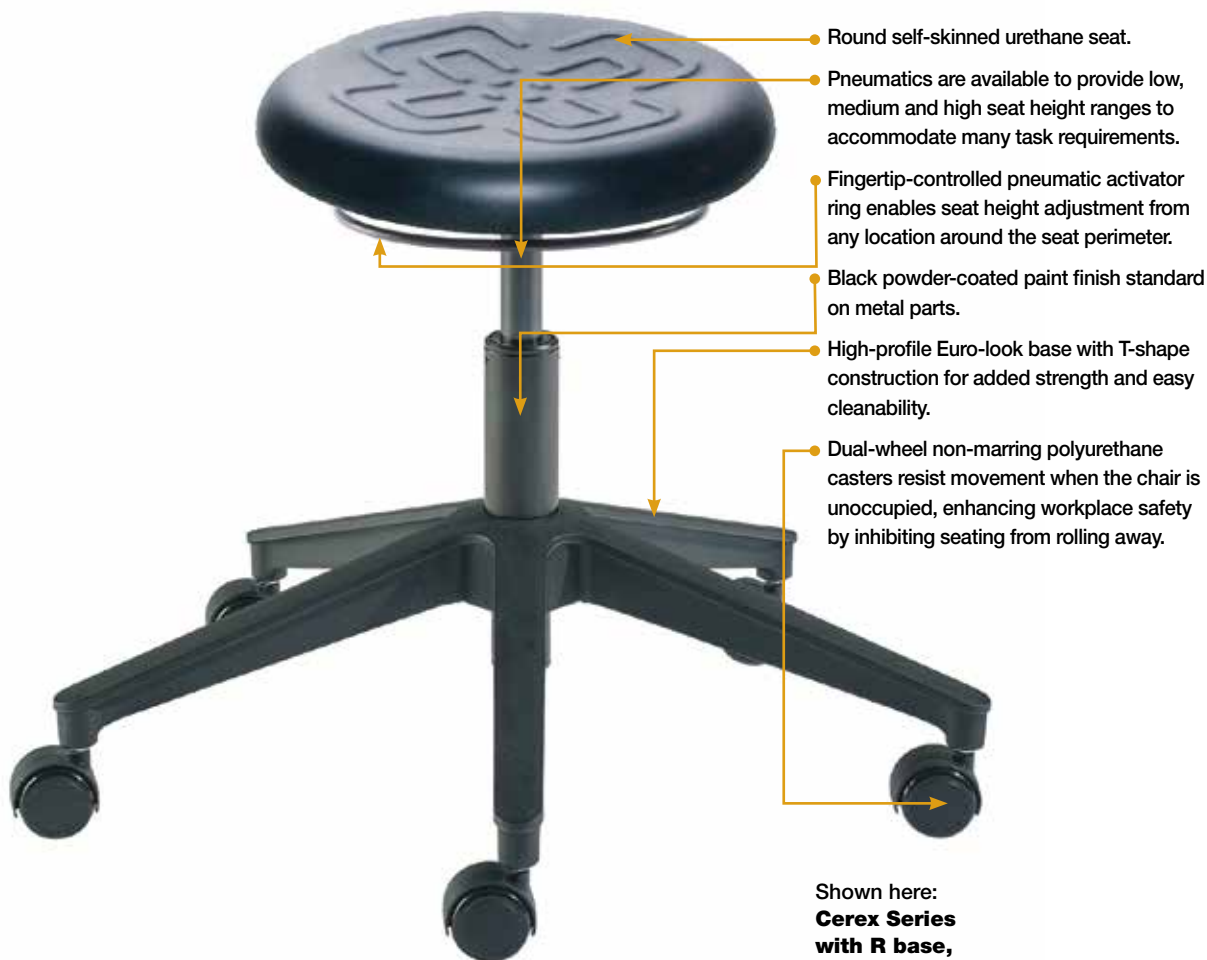
WARNING: This product can expose you to chemicals including wood dust, which is known to the State of California to cause cancer. For more information go to www.p65warnings.ca.gov.



Cerex (CX) Series

advantage: durability | use: laboratory, clean room, healthcare, industrial, education

A rugged self-skinned urethane seat and range of configuration options make models in this series ideal for use in factory settings to clean rooms.



Shown here:
**Cerex Series
with R base,
low seat
height range**



Dedicated to Design.
Committed to Quality.



- 23" diameter tubular steel (S style) base with 21" diameter affixed footring.



- 25.6" diameter, high-profile cast aluminum (A style) base.



- 25.6" diameter, high-profile reinforced composite (R style) base.



- 28.7" diameter, high-profile wide aluminum (W style) base.

ordering information | january 2020

Cerex CX Series | Standard Components

14" dia. x 1.75" T self-skinned black urethane seat, soft touch pneumatic seat height adjustment

Models with tubular steel base

Model#	Seat-Hgt.	Compatibility
CXS-L-RC-S-XF-XA-06	Low, 17"-21"	Desk
CXS-M-RC-S-XF-XA-06	Medium, 20"-27"	Standard Bench
CXS-H-RC-S-XF-XA-06	High, 24"-31"	High Bench

Models with cast aluminum base

Model#	Seat-Hgt.	Compatibility
CXA-L-RC-S-XF-XA-06	Low, 16"-21"	Desk
CXA-M-RC-S-XF-XA-06	Medium, 18"-25"	Standard Bench
CXA-H-RC-S-XF-XA-06	High, 21"-31"	High Bench

Models with reinforced composite base

Model#	Seat-Hgt.	Compatibility
CXR-L-RC-S-XF-XA-06	Low, 16"-21"	Desk
CXR-M-RC-S-XF-XA-06	Medium, 18"-25"	Standard Bench
CXR-H-RC-S-XF-XA-06	High, 21"-31"	High Bench

Models with wide aluminum base

Model#	Seat-Hgt.	Compatibility
CXW-L-RC-S-XF-XA-06	Low, 16"-21"	Desk
CXW-M-RC-S-XF-XA-06	Medium, 18"-25"	Standard Bench
CXW-H-RC-S-XF-XA-06	High, 21"-31"	High Bench

Ask about special and custom orders.

optional components

Component	MFG Code	Description
Footring	AFP	Adjustable height, 22" diameter, oval tube construction on solid polished cast aluminum spoke (recommended for medium and high height models with A, W or R bases, adjusts easily without knobs or levers; not available with low height models or units with S style base)
	ATF	Adjustable height, 20" diameter, cast aluminum (recommended for medium and high height models with A, W or R bases. Not available with low height models or S style base units)
Glides	HG	2" high polyamide glides
Casters	RC	Hooded dual-wheel, non-marring resistance casters, resist movement when seat is unoccupied – standard on most models
Miscellaneous	SW	Skid wrapping; net cost per pallet

performance packages

Category	Class	MFG Code
Clean Room	ISO 6	ISO6
Chrome-plated metal parts, chairs w/A, W, R base	—	C
Chrome-plated metal parts, chairs w/S base	—	C

WARNING: This product can expose you to chemicals including wood dust, which is known to the State of California to cause cancer. For more information go to www.p65warnings.ca.gov.



Traxx (TX) Series

advantage: durability | use: laboratory, clean room, static control/ESD, healthcare, industrial, education

Highlighted by an 14-gauge steel seat, stools in this series are designed to handle tough industrial settings yet can be configured for use in clean rooms.



Dedicated to Design.
Committed to Quality.



- 23" diameter tubular steel (S style) base with 21" diameter affixed footing.



- 25.6" diameter, high-profile cast aluminum (A style) base.



- 25.6" diameter, high-profile reinforced composite (R style) base.



- 28.7" diameter, high-profile wide aluminum (W style) base.

ordering information | january 2020

Traxx Series | Standard Components

13" dia., 14-gauge steel, soft touch pneumatic seat height adjustment

Models with tubular steel base

Model#	Seat-Hgt.	Compatibility
TXS-L-RC-S-XF-XA-06	Low, 15"-19"	Desk
TXS-M-RC-S-XF-XA-06	Medium, 18"-25"	Standard Bench
TXS-H-RC-S-XF-XA-06	High, 22"-29"	High Bench

Models with cast aluminum base

Model#	Seat-Hgt.	Compatibility
TXA-L-RC-S-XF-XA-06	Low, 14"-19"	Desk
TXA-M-RC-S-XF-XA-06	Medium, 16"-23"	Standard Bench
TXA-H-RC-S-XF-XA-06	High, 19"-29"	High Bench

Models with reinforced composite base

Model#	Seat-Hgt.	Compatibility
TXR-L-RC-S-XF-XA-06	Low, 14"-19"	Desk
TXR-M-RC-S-XF-XA-06	Medium, 16"-23"	Standard Bench
TXR-H-RC-S-XF-XA-06	High, 19"-29"	High Bench

Models with wide aluminum base

Model#	Seat-Hgt.	Compatibility
TXW-L-RC-S-XF-XA-06	Low, 14"-19"	Desk
TXW-M-RC-S-XF-XA-06	Medium, 16"-23"	Standard Bench
TXW-H-RC-S-XF-XA-06	High, 19"-29"	High Bench

Ask about special and custom orders.

optional components

Component	MFG Code	Description
Footring	AFP	Adjustable height, 22" diameter, oval tube construction on solid polished cast aluminum spoke (<i>recommended for medium and high height models with A, W or R bases, adjusts easily without knobs or levers; not available with low height models or units with S style base</i>)
	ATF	Adjustable height, 20" diameter, cast aluminum (<i>recommended for medium and high height models with A, W or R bases. Not available with low height models or S style base units</i>)
Glides	HG	2" high polyamide glides
Casters	RC	Hooded dual-wheel, non-marring resistance casters, resist movement when seat is unoccupied – standard on most models
	RK	Hooded dual-wheel, non-marring resistance casters for ESD applications; resist movement when seat is unoccupied (<i>standard with ESD performance packages</i>)
Miscellaneous	SW	Skid wrapping; net cost per pallet

performance packages

Category	Class	MFG Code
ESD	—*	K
Clean Room	ISO 6	ISO6
	ISO 6 w/S base	ISO6
	ISO 5*	ISO5
	ISO 5 w/S base	ISO5
	ISO 4*	ISO4
	ISO 4 w/S base	ISO4
Clean Room/ESD	ISO 6/ESD*	ISO6K
	ISO 6/ESD w/S base	ISO6K
	ISO 5/ESD*	ISO5K
	ISO 5/ESD w/S base	ISO5K
	ISO 4/ESD*	ISO4K
	ISO 4/ESD w/S base	ISO4K
Chrome-plated metal parts, chairs w/A, W, R base	—	C
Chrome-plated metal parts, chairs w/S base	—	C

*Not available with R style base.

WARNING: This product can expose you to chemicals including wood dust, which is known to the State of California to cause cancer. For more information go to www.p65warnings.ca.gov.

TXG Series Stools

advantage: compact | use: healthcare,
laboratory, education, industrial, clean room

This stool delivers tough performance for small spaces. It's compact, sturdy and built to last.



- Seat made of 14-gauge steel with formed flange with no sharp edges.
 - Fingertip-controlled pneumatic activator ring enables seat height adjustment from any location around the seat perimeter.
 - Black powder-coated paint finish standard on metal parts. Chrome finish is also standard with the performance package and additionally available as an option.
 - Pneumatics are available to provide low and medium seat height ranges to accommodate many task requirements.
- Self-leveling nickel-plated glides.

Shown here:
**TXG Series
Stool, low seat
height range**

ordering information | january 2020

TXG Series Stool | Standard Components

13" dia., 14-gauge steel seat, 4 legs constructed of 18-gauge steel tubing w/16" leg spread, self-leveling nickel-plated glides

Model#	Seat Hgt.	Compatibility
TXG-L-GL-S-XF-XA-06	Low, 17" - 22"	Desk
TXG-M-GL-S-XF-XA-06	Medium, 20" - 25"	Standard Bench

Ask about special and custom orders.

optional components

Component	MFG Code	Description
Seats	URS	Round, self-skinned urethane seat, 14" dia., 1.75"T (not for clean room use)
Miscellaneous	SW	Skid wrapping, net cost per pallet

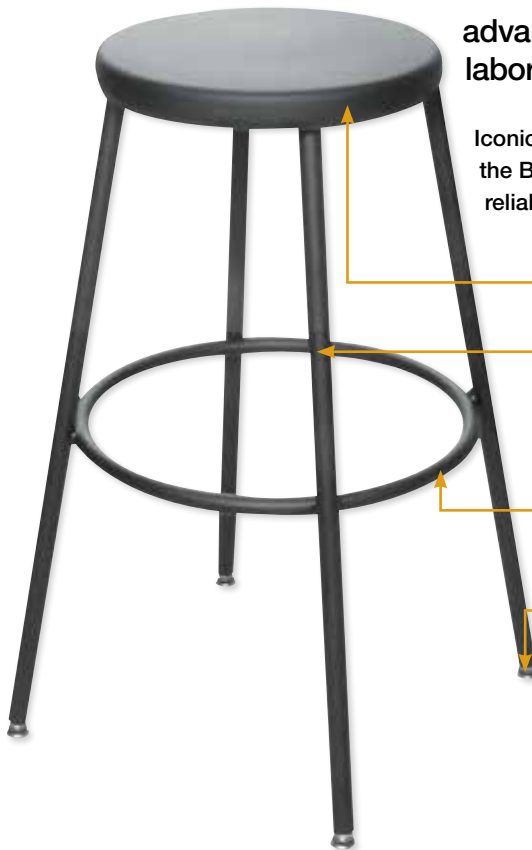
performance packages

Category	Class	MFG Code
Clean Room	ISO 4	ISO4
Optional chrome-plated metal parts	—	C

⚠ WARNING: This product can expose you to chemicals including wood dust, which is known to the State of California to cause cancer. For more information go to www.p65warnings.ca.gov.



AJAX (AJ) Series Stools



advantage: durability | use: healthcare, laboratory, education, industrial, clean room

Iconic workplace seating design, backed by the BioFit tradition of durable construction and reliability – shift-after-shift, year-after-year.

- Seat made of 14-gauge steel with formed flange with no sharp edges.
- Black powder-coated paint finish standard on metal parts. Chrome finish is also standard with the performance package and additionally available as an option.
- 16" diameter footing made of 0.75" diameter 19 gauge steel tubing, welded both top and bottom.
- Self-leveling glides.

Shown here:
**Ajax Series
Stool, medium
seat height**

ordering information | january 2020

AJAX Series Stool | Standard Components

13" dia., 14-gauge steel seat, 4-legged, all-welded construction base made of 0.875" diameter 18-gauge steel tubing, 16" dia. footing made of 0.75" diameter 19-gauge steel tubing, welded both top and bottom, self-leveling nickel-plated glides

Model#	Seat Hgt.	Compatibility
AJ-18	Low, 18"	Desk
AJ-24	Medium, 24"	Standard Bench
AJ-30	High, 30"	High Bench

Ask about special and custom orders.

optional components

Component	MFG Code	Description
Seats	URS	Round, self-skinned urethane seat, 14" dia., 1.75"T (not for clean room use)
Miscellaneous	SW	Skid wrapping, net cost per pallet

performance packages

Category	Class	MFG Code
Clean Room	ISO 6	ISO6
Clean Room	ISO 5	ISO5
Clean Room	ISO 4	ISO4
Optional chrome-plated metal parts	—	C

⚠ WARNING: This product can expose you to chemicals including wood dust, which is known to the State of California to cause cancer. For more information go to www.p65warnings.ca.gov.



LX Series Sit/Stands

advantage: ergonomics | use: industrial, laboratory, healthcare, education, office

A durable solution that provides torso and hip support for workers who must stand for prolonged periods to get the job done.



Shown here:
LX Series Model LX120-HG
featuring affixed
footring, with
medium to high
seat height range

ordering information | january 2020

LX Series Sit/Stands | Standard Components

13" x 13" x 1.5" black, self-skinned urethane seat with built-in handle, soft touch pneumatic seat height adjustment, seat tilts from horizontal to 6° forward, 2" polyamide glides

Model#	Seat-Hgt.	Compatibility
LX-M-HG-L-XF-XA-06	Medium to High, 22"-29"	Desk/Standard Bench
LX-H-HG-L-XF-XA-06	Medium to High, 24"-34"	Standard/High Bench

Ask about special and custom orders.

optional components

Component	MFG Code	Description
Paint Finish	C	Chrome-plated metal parts
Miscellaneous	SW	Skid wrapping; net cost per pallet


⚠ WARNING: This product can expose you to chemicals including wood dust, which is known to the State of California to cause cancer. For more information go to www.p65warnings.ca.gov.



bimos by BioFit™ Collection: Fin

advantage: ergonomics | use: laboratory, clean room, healthcare,
industrial, education, hospitality, retail

A revolutionary ergonomic solution to age-old issues associated with prolonged standing in the workplace or anyplace where sitting down is not an option.



- Passes both Criteria A and B of CAL-133 Burn Test.
- Swiveling polyurethane seat with handles.
- Pneumatic seat height adjustment.
- Fingertip-controlled seat height adjustment.
- Inclined column to promote positive working posture.
- Brushed aluminum base.
- Interchangeable glides to suit any type of floor.

Shown here:
Fin Sit/Stand
with medium
to high seat
height range

ordering information | january 2020

● = 2-Day Shipping

bimos by BioFit™ Collection: Fin | Standard Components

19.25"W x 5.75"D swiveling black self-skinned polyurethane seat, fingertip-controlled seat height adjustment, pneumatic seat height with adjustment range of 24.5"-33.5", 4° inclined column on brushed aluminum base, interchangeable glides

Model#	Seat-Hgt.	Compatibility
● FIN	Medium to High, 24.5"-33.5"	Standard/High Bench

Ask about special and custom orders.

optional components

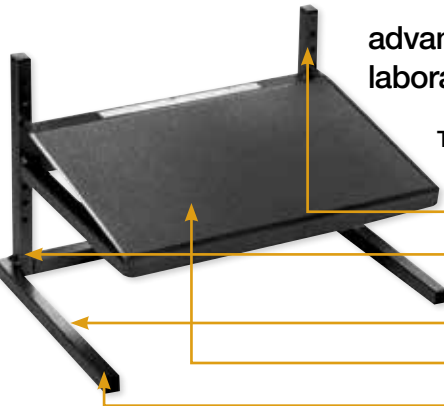
Component	MFG Code	Description
Miscellaneous	SW	Skid wrapping; net cost per pallet

performance package information

Category	Class
Clean Room	● ISO 7

⚠ WARNING: This product can expose you to chemicals including wood dust, which is known to the State of California to cause cancer. For more information go to www.p65warnings.ca.gov.

Footrests (FS-1 & FS-2)



advantage: ergonomics | use: office, healthcare,
laboratory, static control/ESD, education, industrial

These adjustable ergonomic footrests can help enhance user comfort and performance.

- Fast, easy and secure rack and pin height adjustment.
- Black powder-coated paint finish standard on metal parts. Chrome plating is standard on static control/ESD performance package versions.
- All-welded frame manufactured of 16-gauge steel tubing.
- Platform with 10° slope.
- Platform features non-skid tread.

Shown here:
FS-1

ordering information | january 2020

● = 2-Day Shipping

Footrests | Standard Components

Rack and pin height adjustment from 3" to 11" in 1" increments

Model#	Hgt.	Dimensions
● FS-1	3"-11"	20"W x 11"D platform with 10° slope
FS-2	3"-11"	12"W X 11"D platform with 10° slope

Ask about special and custom orders.

optional components

Component	MFG Code	Description
Miscellaneous	SW	Skid wrapping; net cost per pallet

performance packages

Category	MFG Code
ESD	K
Chrome-plated metal parts	C

BioFit Carts Make Material Transport Easy.

BioFit offers a full line of carts featuring all-steel construction and a 13-year warranty for libraries, schools, offices and more.

- 500 lb. weight capacity
- 5" industrial-grade, non-marring rubber wheels on ball bearing casters for smooth operation
- Durable powder-coat finish

These carts are also ideal for moving equipment and supplies in laboratory and healthcare settings, and shuttling tools and materials in industrial environments.

Contact us for details.

www.biofit.com | 800.597.0246



⚠ WARNING: This product can expose you to chemicals including wood dust, which is known to the State of California to cause cancer. For more information go to www.p65warnings.ca.gov.

More Than Seating

BioFit designs and manufactures a full line of mobile folding and cafeteria tables. Innovations including our uniquely contoured EdgeScape Designer Series tables, featuring the exclusive BioFit adjustable torsion cap, are changing the shape of today's learning environment.

- Award-winning table solutions for a range of environments
- Furnishings designed for user comfort, health and wellbeing
- Durable products built for 24/7, long-term use
- 13-year warranty



PRODUCT
CERTIFIED FOR
LOW CHEMICAL
EMISSIONS:
UL COM/GG
UL 2818



Shown here:
(background)
**Rectangular table
with bench seats,
folded;** (foreground)
**Rectangular table
with rugged, stylish
ABS seats**



Dedicated to Design.
Committed to Quality.

⚠ WARNING: This product can expose you to chemicals including wood dust, which is known to the State of California to cause cancer. For more information go to www.p65warnings.ca.gov.

BioFit Customer Advantage

BioFit's focus every day is to improve the workplace experience through ergonomic performance, comfort, style and reliability.

Product Advantages—More options to meet your workplace requirements: Modular construction enables custom configurations to meet specific needs.

Product Quality—Lowers cost of ownership: Nearly all BioFit products are warranted to the original purchaser against mechanical or structural failure due to defective material or workmanship for 13 years of normal, multi-shift use. Pneumatic cylinders are covered for the functional lifetime of the chair or stool.

Supply Chain—Higher customer satisfaction: No-surprise delivered prices – ground freight to lower 48 states included on all orders over \$3,500 list pricing shown in this catalog.

Value-added Services—Assure you get the seating solution you need: Due to the modular construction of our products, users can use the Build Your Own Chair seating configurator to create, request a quote and order seating for their unique requirements, right from their smartphone. Plus, BioFit offers a 30-day “try before you buy” sample program, allowing customers to field-test seating at their location.

More Than Seating—BioFit Tables & Carts: BioFit manufactures a full line of mobile folding tables, cafeteria tables and multipurpose carts.

Discover now how BioFit can provide the solutions you need to help keep your organization operating more productively. Contact us today.



Dedicated to Design.
Committed to Quality.

BioFit Engineered Products P.O. Box 109 • Waterville, OH 43566-0109, USA
biofit.com | 800.597.0246



GSA Contract Number
GS-28F-0044Y

© 2020 BioFit Engineered Products. All rights reserved. MVMT is a registered trademark of BioFit Engineered Products. 001620 03/20

