

ACID STORAGE CABINETS

34-3/4" HIGH X 18"/22" DEEP

See page L10 for vent hole locations.

Acid Storage Units (18" Deep)



up to 24" wide



30" and wider

Width	Right Hinged	Left Hinged	# of Doors
15"	1931011W	1931211W	1
18"	1131011W	1131211W	1
24"	1231011W	1231211W	1
30"	1331011W	-	2
36"	1431011W	-	2
42"	1831011W	-	2
48"	1531011W	-	2
513mm	1631011W	1631211W	1
1000mm	1731011W	-	2

- Molded liner and shelf are chemically resistant.
- Add option code VK to order a Corrugated Polyolefin Vent Kit for these units.
- Add option code 82 to change liner to a FRP liner.



up to 24" wide



30" and wider

Width	Right Hinged	Left Hinged	# of Doors
15"	1936022W	1936222W	1
18"	1136022W	1136222W	1
24"	1236022W	1236222W	1
30"	1336022W	-	2
36"	1436022W	-	2
42"	1836022W	-	2
48"	1536022W	-	2
513mm	1636022W	1636222W	1
1000mm	1736022W	-	2

- Molded liner and shelf are chemically resistant.
- False panels are 7-1/2" high.
- Add option code VK to order a Corrugated Polyolefin Vent Kit for these units.
- Add option code 82 to change liner to a FRP liner.

Acid Storage Units (22" Deep)



up to 24" wide



30" and wider

Width	Right Hinged	Left Hinged	# of Doors
15"	1911011W	1911211W	1
18"	1111011W	1111211W	1
24"	1211011W	1211211W	1
30"	1311011W	-	2
36"	1411011W	-	2
42"	1811011W	-	2
48"	1511011W	-	2
513mm	1611011W	1611211W	1
1000mm	1711011W	-	2

- Molded liner and shelf are chemically resistant.
- Add option code VK to order a Corrugated Polyolefin Vent Kit for these units.
- Add option code 82 to change liner to a FRP liner.



up to 24" wide



30" and wider

Width	Right Hinged	Left Hinged	# of Doors
15"	1916022W	1916222W	1
18"	1116022W	1116222W	1
24"	1216022W	1216222W	1
30"	1316022W	-	2
36"	1416022W	-	2
42"	1816022W	-	2
48"	1516022W	-	2
513mm	1616022W	1616222W	1
1000mm	1716022W	-	2

- Molded liner and shelf are chemically resistant.
- False panels are 7-1/2" high.
- Add option code VK to order a Corrugated Polyolefin Vent Kit for these units.
- Add option code 82 to change liner to a FRP liner.

ACID STORAGE CABINETS

28-3/4" HIGH X 18"/22" DEEP

See page L10 for vent hole locations.

Acid Storage Units (18" Deep)



up to 24" wide



30" and wider

Width	Right Hinged	Left Hinged	# of Doors
15"	1941011W	1941211W	1
18"	1141011W	1141211W	1
24"	1241011W	1241211W	1
30"	1341011W	-	2
36"	1441011W	-	2
42"	1841011W	-	2
48"	1541011W	-	2
513mm	1641011W	1641211W	1
1000mm	1741011W	-	2

- Molded liner and shelf are chemically resistant.
- Add option code VK to order a Corrugated Polyolefin Vent Kit for these units.
- Add option code 82 to change liner to a FRP liner.



up to 24" wide



30" and wider

Width	Right Hinged	Left Hinged	# of Doors
15"	1946022W	1946222W	1
18"	1146022W	1146222W	1
24"	1246022W	1246222W	1
30"	1346022W	-	2
36"	1446022W	-	2
42"	1846022W	-	2
48"	1546022W	-	2
513mm	1646022W	1646222W	1
1000mm	1746022W	-	2

- Molded liner and shelf are chemically resistant.
- False panels are 7-1/2" high.
- Add option code VK to order a Corrugated Polyolefin Vent Kit for these units.
- Add option code 82 to change liner to a FRP liner.

Acid Storage Units (22" Deep)



up to 24" wide



30" and wider

Width	Right Hinged	Left Hinged	# of Doors
15"	1921011W	1921211W	1
18"	1121011W	1121211W	1
24"	1221011W	1221211W	1
30"	1321011W	-	2
36"	1421011W	-	2
42"	1821011W	-	2
48"	1521011W	-	2
513mm	1621011W	1621211W	1
1000mm	1721011W	-	2

- Molded liner and shelf are chemically resistant.
- Add option code VK to order a Corrugated Polyolefin Vent Kit for these units.
- Add option code 82 to change liner to a FRP liner.



up to 24" wide



30" and wider

Width	Right Hinged	Left Hinged	# of Doors
15"	1926022W	1926222W	1
18"	1126022W	1126222W	1
24"	1226022W	1226222W	1
30"	1326022W	-	2
36"	1426022W	-	2
42"	1826022W	-	2
48"	1526022W	-	2
513mm	1626022W	1626222W	1
1000mm	1726022W	-	2

- Molded liner and shelf are chemically resistant.
- False panels are 7-1/2" high.
- Add option code VK to order a Corrugated Polyolefin Vent Kit for these units.
- Add option code 82 to change liner to a FRP liner.

ACID STORAGE CABINETS

31-3/4" HIGH X 22" DEEP

See page L10 for vent hole locations.

Acid Storage Units



up to 24" wide



30" and wider

Width	Right Hinged	Left Hinged	# of Doors
15"	1981011W	1981211W	1
18"	1181011W	1181211W	1
24"	1281011W	1281211W	1
30"	1381011W	-	2
36"	1481011W	-	2
42"	1881011W	-	2
48"	1581011W	-	2
513mm	1681011W	1681211W	1
1000mm	1781011W	-	2

- Molded liner and shelf are chemically resistant.
- Add option code VK to order a Corrugated Polyolefin Vent Kit for these units.
- Add option code 82 to change liner to a FRP liner.



up to 24" wide



30" and wider

Width	Right Hinged	Left Hinged	# of Doors
15"	1986022W	1986222W	1
18"	1186022W	1186222W	1
24"	1286022W	1286222W	1
30"	1386022W	-	2
36"	1486022W	-	2
42"	1886022W	-	2
48"	1586022W	-	2
513mm	1686022W	1686222W	1
1000mm	1786022W	-	2

- Molded liner and shelf are chemically resistant.
- False panels are 7-1/2" high.
- Add option code VK to order a Corrugated Polyolefin Vent Kit for these units.
- Add option code 82 to change liner to a FRP liner.

SPECIALTY CABINETS

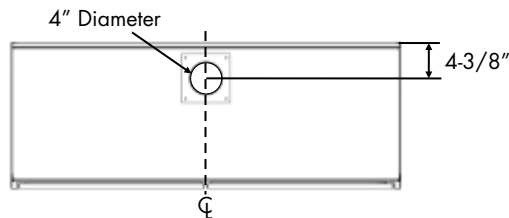
84" HIGH X 18"/22" DEEP

Acid Storage Units



Width	18" Deep	22" Deep
30"	6322480W	6332480W
36"	6422480W	6432480W
42"	6622480W	6632480W
48"	6522480W	6532480W

- Unit includes four adjustable chemically resistant shelves, one fixed center shelf and a 4" high x 4" diameter stub for exhaust duct connection located 4-3/8" from rear of cabinet.
- This unit comes with Fiber Reinforced Polyester (FRP) lining.
- Add option code 04 to add a standard louver configuration to this unit.



SOLVENT CABINETS

34-3/4" HIGH X 18"/22" DEEP

See page L10 for vent hole locations.

Solvent Units (18" Deep)



up to 24" wide



30" and wider

Width	Right Hinged	Left Hinged	# of Doors
15"	1932011W	1932111W	1
18"	1132011W	1132111W	1
24"	1232011W	1232111W	1
30"	1332011W	-	2
36"	1432011W	-	2
42"	1832011W	-	2
48"	1532011W	-	2
513mm	1632011W	1632111W	1
1000mm	1732011W	-	2

- Add option code 83 to order Self Closing doors. Cabinets over 24" wide will not be UL listed when option code 83 is added.
- Add option code "FL" to order a fusible link on Solvent cabinets with self-closing doors.



up to 24" wide



30" and wider

Width	Right Hinged	Left Hinged	# of Doors
15"	1932022W	1932122W	1
18"	1132022W	1132122W	1
24"	1232022W	1232122W	1
30"	1332022W	-	2
36"	1432022W	-	2
42"	1832022W	-	2
48"	1532022W	-	2
513mm	1632022W	1632122W	1
1000mm	1732022W	-	2

- Add option code 83 to order Self Closing doors. Cabinets over 24" wide will not be UL listed when option code 83 is added.
- Add option code "FL" to order a fusible link on Solvent cabinets with self-closing doors.
- Upper apron assemblies are 6" high. If Variac is required, upper apron increases in height, contact Mott for details.
- Not UL approved with electrical installed. Dimensional modifications may invalidate the UL listing - contact Mott for more information.

Solvent Units (22" Deep)



up to 24" wide



30" and wider

Width	Right Hinged	Left Hinged	# of Doors
15"	1912011W	1912111W	1
18"	1112011W	1112111W	1
24"	1212011W	1212111W	1
30"	1312011W	-	2
36"	1412011W	-	2
42"	1812011W	-	2
48"	1512011W	-	2
513mm	1612011W	1612111W	1
1000mm	1712011W	-	2

- Add option code 83 to order Self Closing doors. Cabinets over 24" wide will not be UL listed when option code 83 is added.
- Add option code "FL" to order a fusible link on Solvent cabinets with self-closing doors.



up to 24" wide



30" and wider

Width	Right Hinged	Left Hinged	# of Doors
15"	1912022W	1912122W	1
18"	1112022W	1112122W	1
24"	1212022W	1212122W	1
30"	1312022W	-	2
36"	1412022W	-	2
42"	1812022W	-	2
48"	1512022W	-	2
513mm	1612022W	1612122W	1
1000mm	1712022W	-	2

- Add option code 83 to order Self Closing doors. Cabinets over 24" wide will not be UL listed when option code 83 is added.
- Add option code "FL" to order a fusible link on Solvent cabinets with self-closing doors.
- Upper apron assemblies are 6" high. If Variac is required, upper apron increases in height, contact Mott for details.
- Not UL approved with electrical installed. Dimensional modifications may invalidate the UL listing - contact Mott for more information.

SOLVENT CABINETS

28-3/4" HIGH X 18"/22" DEEP

See page L10 for vent hole locations.

Solvent Units (18" Deep)



up to 24" wide



30" and wider

Width	Right Hinged	Left Hinged	# of Doors
15"	1942011W	1942111W	1
18"	1142011W	1142111W	1
24"	1242011W	1242111W	1
30"	1342011W	-	2
36"	1442011W	-	2
42"	1842011W	-	2
48"	1542011W	-	2
513mm	1642011W	1642111W	1
1000mm	1742011W	-	2

- Add option code 83 to order Self Closing doors. Cabinets over 24" wide will not be UL listed when option code 83 is added.
- Add option code "FL" to order a fusible link on Solvent cabinets with self-closing doors.

Solvent Units (22" Deep)



up to 24" wide



30" and wider

Width	Right Hinged	Left Hinged	# of Doors
15"	1922011W	1922111W	1
18"	1122011W	1122111W	1
24"	1222011W	1222111W	1
30"	1322011W	-	2
36"	1422011W	-	2
42"	1822011W	-	2
48"	1522011W	-	2
513mm	1622011W	1622111W	1
1000mm	1722011W	-	2

- Add option code 83 to order Self Closing doors. Cabinets over 24" wide will not be UL listed when option code 83 is added.
- Add option code "FL" to order a fusible link on Solvent cabinets with self-closing doors.

SOLVENT CABINETS

31-3/4" HIGH X 22" DEEP

Solvent Units



up to 24" wide



30" and wider

Width	Right Hinged	Left Hinged	# of Doors
15"	1982011W	1982111W	1
18"	1182011W	1182111W	1
24"	1282011W	1282111W	1
30"	1382011W	-	2
36"	1482011W	-	2
42"	1882011W	-	2
48"	1582011W	-	2
513mm	1682011W	1682111W	1
1000mm	1782011W	-	2

- Add option code 83 to order Self Closing doors. Cabinets over 24" wide will not be UL listed when option code 83 is added.
- Add option code "FL" to order a fusible link on Solvent cabinets with self-closing doors.

PUMP STORAGE CABINETS

34-3/4" HIGH X 18"/22" DEEP

See page L10 for vent hole locations.

Pump Storage Cabinets (18" Deep)



up to 24" wide



30" and wider

Width	Right Hinged	Left Hinged	# of Doors
15"	193P011W	193P211W	1
18"	113P011W	113P211W	1
24"	123P011W	123P211W	1
30"	133P011W	-	2
36"	143P011W	-	2
42"	183P011W	-	2
48"	153P011W	-	2
513mm	163P011W	163P211W	1
1000mm	173P011W	-	2

- See "Note 1" on page L8.
- Add option code PF for optional pump storage cabinet fan.



up to 24" wide



30" and wider

Width	Right Hinged	Left Hinged	# of Doors
15"	193P022W	193P222W	1
18"	113P022W	113P222W	1
24"	123P022W	123P222W	1
30"	133P022W	-	2
36"	143P022W	-	2
42"	183P022W	-	2
48"	153P022W	-	2
513mm	163P022W	163P222W	1
1000mm	173P022W	-	2

- See "Note 2" on page L8.
- Add option code PF for optional pump storage cabinet fan.

Pump Storage Cabinets (22" Deep)



up to 24" wide



30" and wider

Width	Right Hinged	Left Hinged	# of Doors
15"	191P011W	191P211W	1
18"	111P011W	111P211W	1
24"	121P011W	121P211W	1
30"	131P011W	-	2
36"	141P011W	-	2
42"	181P011W	-	2
48"	151P011W	-	2
513mm	161P011W	161P211W	1
1000mm	171P011W	-	2

- See "Note 1" on page L8.
- Add option code PF for optional pump storage cabinet fan.



up to 24" wide



30" and wider

Width	Right Hinged	Left Hinged	# of Doors
15"	191P022W	191P222W	1
18"	111P022W	111P222W	1
24"	121P022W	121P222W	1
30"	131P022W	-	2
36"	141P022W	-	2
42"	181P022W	-	2
48"	151P022W	-	2
513mm	161P022W	161P222W	1
1000mm	171P022W	-	2

- See "Note 2" on page L8.
- Add option code PF for optional pump storage cabinet fan.

PUMP STORAGE CABINETS

28-3/4" HIGH X 18"/22" DEEP

See page L10 for vent hole locations.

Pump Storage Cabinets (18" Deep)



up to 24" wide



30" and wider

Width	Right Hinged	Left Hinged	# of Doors
15"	194P011W	194P211W	1
18"	114P011W	114P211W	1
24"	124P011W	124P211W	1
30"	134P011W	-	2
36"	144P011W	-	2
42"	184P011W	-	2
48"	154P011W	-	2
513mm	164P011W	164P211W	1
1000mm	174P011W	-	2

- See "Note 1" on page L8.
- Add option code PF for optional pump storage cabinet fan.



up to 24" wide



30" and wider

Width	Right Hinged	Left Hinged	# of Doors
15"	194P022W	194P222W	1
18"	114P022W	114P222W	1
24"	124P022W	124P222W	1
30"	134P022W	-	2
36"	144P022W	-	2
42"	184P022W	-	2
48"	154P022W	-	2
513mm	164P022W	164P222W	1
1000mm	174P022W	-	2

- See "Note 2" on page L8.
- Add option code PF for optional pump storage cabinet fan.

Pump Storage Cabinets (22" Deep)



up to 24" wide



30" and wider

Width	Right Hinged	Left Hinged	# of Doors
15"	192P011W	192P211W	1
18"	112P011W	112P211W	1
24"	122P011W	122P211W	1
30"	132P011W	-	2
36"	142P011W	-	2
42"	182P011W	-	2
48"	152P011W	-	2
513mm	162P011W	162P211W	1
1000mm	172P011W	-	2

- See "Note 1" on page L8.
- Add option code PF for optional pump storage cabinet fan.



up to 24" wide



30" and wider

Width	Right Hinged	Left Hinged	# of Doors
15"	192P022W	192P222W	1
18"	112P022W	112P222W	1
24"	122P022W	122P222W	1
30"	132P022W	-	2
36"	142P022W	-	2
42"	182P022W	-	2
48"	152P022W	-	2
513mm	162P022W	162P222W	1
1000mm	172P022W	-	2

- See "Note 2" on page L8.
- Add option code PF for optional pump storage cabinet fan.

PUMP STORAGE CABINETS

31-3/4" HIGH X 22" DEEP

See page L10 for vent hole locations.

Pump Storage Cabinets



up to 24" wide



30" and wider

Width	Right Hinged	Left Hinged	# of Doors
15"	198P011W	198P211W	1
18"	118P011W	118P211W	1
24"	128P011W	128P211W	1
30"	138P011W	-	2
36"	148P011W	-	2
42"	188P011W	-	2
48"	158P011W	-	2
513mm	168P011W	168P211W	1
1000mm	178P011W	-	2

Note 1:

- Pump Storage Cabinets with full doors are insulated with sound absorption foam for noise reduction.
- Vent hose connection and 120V/20 amp (15 amp in Canada) duplex receptacle is located on the rear of the cabinet and includes 8 feet of electrical whip.
- Cabinets come complete with a pull-out shelf and removable access panel at the back of the cabinet.
- Add option code PF for optional pump cabinet fan.
- Vibration isolators are available, contact Mott Manufacturing for details.
- Fan information: 115 VAC, 120 X 120 X 38mm, 81 CFM



up to 24" wide



30" and wider

Width	Right Hinged	Left Hinged	# of Doors
15"	198P022W	198P222W	1
18"	118P022W	118P222W	1
24"	128P022W	128P222W	1
30"	138P022W	-	2
36"	148P022W	-	2
42"	188P022W	-	2
48"	158P022W	-	2
513mm	168P022W	168P222W	1
1000mm	178P022W	-	2

Note 2:

- Pump Storage Cabinets with a false panel are insulated with sound absorption foam for noise reduction.
- Vent hose connection is located on the rear of these cabinets.
- These cabinets are supplied with switch and outlet pre-wired to junction box on back panel and includes 8 feet of electrical whip.
- False panels on these cabinets are 7-1/2" high.
- Switch shown on the false panel controls interior 120V/20amp (15 amp in Canada) duplex receptacle for remote ON/OFF control.
- Cabinets come complete with a pull-out shelf and removable access panel at the back of the cabinet.
- Add option code PF for optional pump cabinet fan.
- Vibration isolators are available, contact Mott Manufacturing for details.
- Fan information: 115 VAC, 120 X 120 X 38mm, 81 CFM

CONTROL PANEL CABINETS

34-3/4" HIGH X 22" DEEP

Control Panel Units



up to 24" wide



30" and wider

Width	Right Hinged	Left Hinged	# of Doors
12"	1015022W	1015222W	1
15"	1915022W	1915222W	1
18"	1115022W	1115222W	1
24"	1215022W	1215222W	1
30"	1315022W	-	2
36"	1415022W	-	2
42"	1815022W	-	2
48"	1515022W	-	2
513mm	1615022W	1615222W	1
1000mm	1715022W	-	2

CONTROL PANEL CABINETS

28-3/4" HIGH X 22" DEEP

Control Panel Units



up to 24" wide



30" and wider

Width	Right Hinged	Left Hinged	# of Doors
12"	1025022W	1025222W	1
15"	1925022W	1925222W	1
18"	1125022W	1125222W	1
24"	1225022W	1225222W	1
30"	1325022W	-	2
36"	1425022W	-	2
42"	1825022W	-	2
48"	1525022W	-	2
513mm	1625022W	1625222W	1
1000mm	1725022W	-	2

CONTROL PANEL CABINETS

31-3/4" HIGH X 22" DEEP

Control Panel Units



up to 24" wide



30" and wider

Width	Right Hinged	Left Hinged	# of Doors
12"	1085022W	1085222W	1
15"	1985022W	1985222W	1
18"	1185022W	1185222W	1
24"	1285022W	1285222W	1
30"	1385022W	-	2
36"	1485022W	-	2
42"	1885022W	-	2
48"	1585022W	-	2
513mm	1685022W	1685222W	1
1000mm	1785022W	-	2

ACID/SOLVENT/PUMP CABINETS

CONSTRUCTION DETAILS

Acid Cabinet Details

Molded polyethylene liner (molded liners are removable) and shelf are chemically resistant on Acid cabinets. Removable liner is held in place with capped stainless steel screws and has a vent connection. 3/16" thick fiberglass reinforced polyester liner is provided on tall Acid cabinets and an available option on base cabinets. Cabinets are marked "ACID" - in red letters.

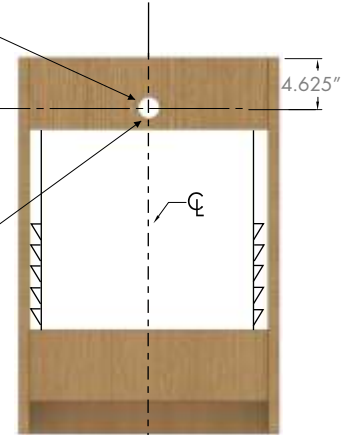
Note: Acid Cabinets must be vented. Mott recommends venting acid cabinets with a Polyolefin Vent Kit (PVSS for Molded Tub liner cabinets or PVSA for FRP liner cabinets - see fume hood section). Vent location applies to 28-3/4", 31-3/4" and 34-3/4" height cabinets.

Cabinet Vent Hole Location

Vent hole location for all Acid Cabinets.

2"Dia Female National Pipe Thread vent connection on cabinets with Molded Tub Liners and 1-1/2" Plain Hole on cabinets with FRP Liners.

Acid Cabinet Rear View



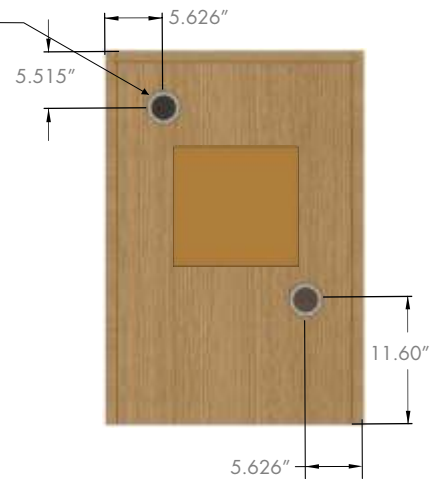
Solvent Cabinet Details

Solvent Storage cabinets are approved to UL1275, and meet National Fire Protection Association standards. The floor of the cabinet has a 2" deep liquid tight spill containment pan. Doors are mounted on continuous hinges with a three point locking self latching handle. Each cabinet has two 2" diameter vents in the rear of the cabinet, complete with flame arrestor and vent covers. Each cabinet has one chemically resistant shelf. Optional self closing doors and self closing/latching doors with a fusible link are also available. Cabinets are marked "FLAMMABLE KEEP FIRE AWAY" - in red letters.

Note: NFPA30 does not require Solvent cabinets to be vented. Do not vent Solvent Cabinets to fume hood. If cabinet must be vented use fireproof pipe. Contact Mott for details. Vent location applies to 28-3/4", 31-3/4", 34-3/4" height cabinets.

Solvent Cabinet Rear View

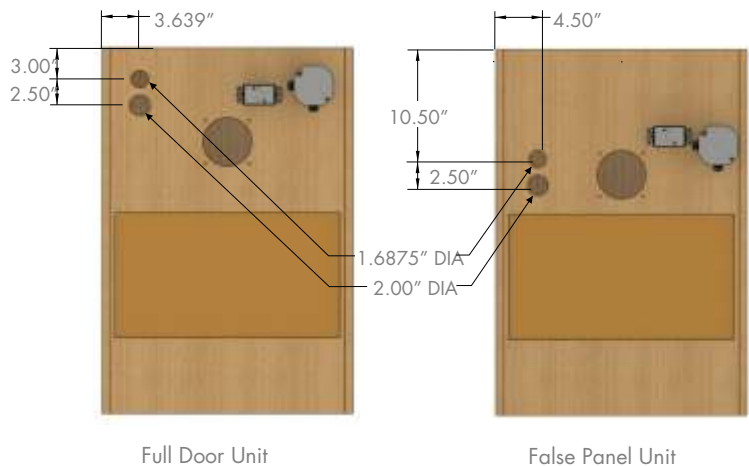
2"Dia Female National Pipe Thread in two places as shown



Pump Storage Cabinet Details

Pump cabinets are insulated with 1" thick acoustic foam which provides sound absorption and noise reduction over a wide range of frequencies. Foam is attached to the interior of the cabinet including the door by an adhesive backing on the foam. The foam is fire resistant and complies with MVSS 302 AND UL94 HF-1 requirements. Two vent holes are incorporated in the cabinet back for connections to centralized lab exhaust systems. Custom vent cutouts are available. Back access panel is easily removable to provide convenient access to venting or electrical connections after installation. One 120 Volt / 20 Amp (15 Amp in Canada) electrical duplex receptacle provides power to the vacuum pump (final power connection required). The switch that controls receptacles is located on the front panel on False Panel Units; Full height Door Units are typically wired through the fume hood.

Pump Storage Cabinet Rear View



SPECIALTY CABINET OPTIONS

Option Code	Description
00	Modified door/drawer configuration
02	Label holders on all doors/drawers
03	Numeric or alpha identification disks on all doors/drawers (customer details required)
04	Standard louver configuration on doors (6 louvers at 3" wide x 5-1/2" long)
05	Non-standard louver configuration on doors (customer drawing required)
07	Cut-outs for electrical and/or plumbing services (customer drawing required)
14	Ventilation grill in toe kick base
15	Finished back on cabinet
16	Ship handles not installed
17	Nylon levelers
18	Horizontally mounted handles
40	One extra cabinet shelf
41	Two extra cabinet shelves
42	One interior cabinet shelf on full extension runners (replaces fixed shelf)
43	Two interior cabinet shelves on full extension runners (replaces fixed shelf)
44	Three interior cabinet shelves on full extension runners (replaces fixed shelf)
70	Front toe kick
71	Toe kick - front & left side
72	Toe kick - front & right side
73	Toe kick - front & 2 sides
74	Toe kick - front & back
75	Toe kick - front, back & 2 sides
76	Replace toe kick with 4 legs
77	Replace toe kick with 4 casters
78	Replace toe kick with customer specified casters
79	Other customer specified base or toe kick
82	FRP liner for acid cabinets
83	Self closing and latching doors for solvent cabinet
CL	Corrosive label
C25	Replace toe kick with casters, 250lbs each
F2	Finished top and back
FL	Fusible link with self closer for insulated solvent unit *
LA	Bilingual label (French/English)
NB	No base, cabinet to sit on floor, levelers included
NC	No base, cabinet to sit on 4" high curb, levelers not included
NF	No cabinet floor and toe kick is integral with door
NFD	Pump cabinet unit with no cabinet floor and toe kick is integral with door, dolly included
OLD	Actual depth
PF	Pump cabinet fan
PC	Foot pedal cutouts centered
PL	Foot pedal cutout left hand side
PR	Foot pedal cutout right hand side
PP	Pre-plumbed (option code not for fume hoods) (customer details required)
PW	Pre-wired (option code not for fume hoods) (customer details required)
SK	Skid item
SP	Silk screen printing (to replace standard labels on acid and/or flammable cabinets)
T1	Replace one shelf with one pull out tray on full extension runners with 2" high lip
VK	Corrugated polyolefin vent kit for acid cabinets
VS	Vent holes on side of cabinet

Note: *Designed for use on solvent cabinets with self-closing and latching doors (option code 83).
A fusible link holds doors open during use and melts at 165° F to automatically close doors in the event of a fire.