


MISCELLANEOUS ITEMS

Double Sided Student Workstation

- Double Sided Student Workstations are designed to be used from both sides.
- Dimensions of 58" wide by 46" deep are available in sitting height (28-3/4") and standing height (34-3/4").
- Cabinet configurations are identical on each side of the assembly and are separated by 10" wide filler and include two pass through book compartments.
- Standing height workstations cabinets are 30" wide by 36" high by 18" deep.
- Sitting height workstations cabinets are 30" wide by 30" high by 18" deep.
- A variety of assemblies are available with different cabinet configurations. Please contact Mott for details.
- Counter tops are not included.



Required Counter Top Detail

Height	Item Number
28-3/4"	DSW0200W
34-3/4"	DSW0100W



Height	Item Number
28-3/4"	DSW0220W
34-3/4"	DSW0120W

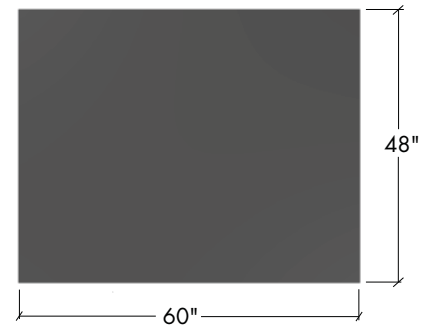


Height	Item Number
28-3/4"	DSW0210W
34-3/4"	DSW0110W

MISCELLANEOUS ITEMS

Double Sided Student Workstation

- Double Sided Student Workstations are designed to be used from both sides.
- Dimensions of 58" wide by 46" deep are available in sitting height (28-3/4") and standing height (34-3/4").
- Cabinet configurations are identical on each side of the assembly and are separated by 10" wide filler and include two pass through book compartments.
- Standing height workstations cabinets are 30" wide by 36" high by 18" deep.
- Sitting height workstations cabinets are 30" wide by 30" high by 18" deep.
- A variety of assemblies are available with different cabinet configurations. Please contact Mott for details.
- Counter tops are not included.



Required Counter Top Detail

Height	Item Number
28-3/4"	DSW0230W
34-3/4"	DSW0130W



Height	Item Number
28-3/4"	DSW0231W
34-3/4"	DSW0131W



Height	Item Number
28-3/4"	DSW0232W
34-3/4"	DSW0132W

MISCELLANEOUS ITEMS

Quad Student Workstation

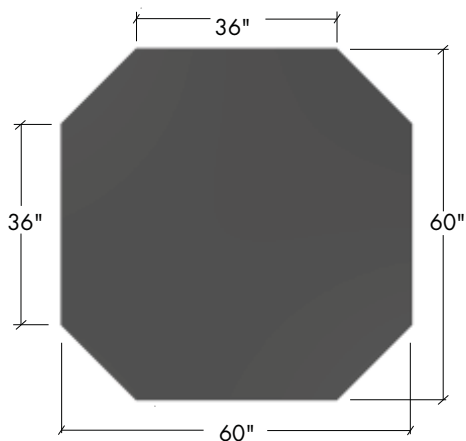
- Quad Student Workstations are designed to be used from all sides.
- Dimensions of 58" wide by 58" deep are available in sitting height (28-3/4") and standing height (34-3/4").
- Cabinet configurations are identical on each side of the assembly and include accessible center space.
- Cabinet dimensions are 24" wide by 20" high by 15" deep.
- Quantity of four (one per side) 120 volt, 20 amperage electrical receptacles are optional.
- A variety of assemblies are available with different cabinet configurations. Please contact Mott for details.
- Cabinets have a removable back in order to access a 19" wide by 10-1/4" high cutout in pedestal.
- Counter tops are not included.



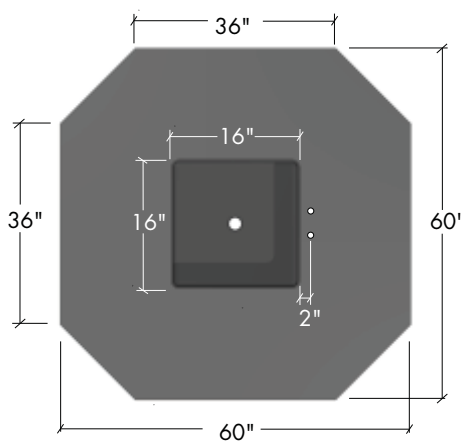
Workstation with electrical
receptacles shown

Height	Plain	With Electrical
28-3/4" High	QSW0200W	QSWE200W
34-3/4" High	QSW0100W	QSWE100W

Height	Plain	With Electrical
28-3/4" High	QSW0220W	QSWE220W
34-3/4" High	QSW0120W	QSWE120W



Required Counter Top Detail



Required Counter with Sink Top Detail

- Maximum sink size is 16" x 16" with fixture holes located 2" from any side of the sink edge to center of fixture hole.

MISCELLANEOUS ITEMS

Quad Student Workstation

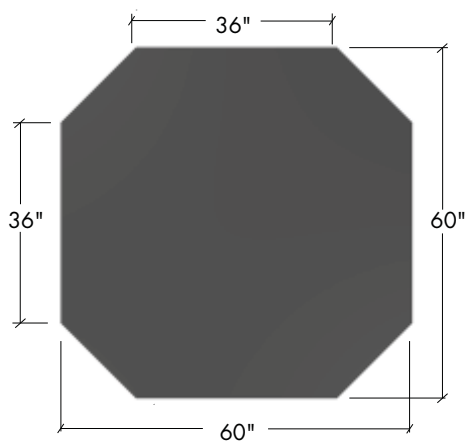
- Quad Student Workstations are designed to be used from all sides.
- Dimensions of 58" wide by 58" deep are available in sitting height (28-3/4") and standing height (34-3/4").
- Cabinet configurations are identical on each side of the assembly and include accessible center space.
- Cabinet dimensions are 24" wide by 20" high by 15" deep.
- Quantity of four (one per side) 120 volt, 20 amperage electrical receptacles are optional.
- A variety of assemblies are available with different cabinet configurations. Please contact Mott for details.
- Cabinets have a removable back in order to access a 19" wide by 10-1/4" high cutout in pedestal.
- Counter tops are not included.



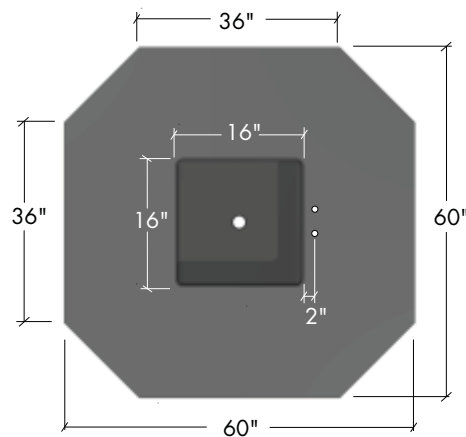
Workstation with electrical receptacles shown

Height	Plain	With Electrical
28-3/4" High	QSW0212W	QSW0212W
34-3/4" High	QSW0112W	QSW0112W

Height	Plain	With Electrical
28-3/4" High	QSW0211W	QSW0211W
34-3/4" High	QSW0110W	QSW0110W



Required Counter Top Detail



Required Counter with Sink Top Detail

- Maximum sink size is 16" x 16" with fixture holes located 2" from any side of the sink edge to center of fixture hole.

MISCELLANEOUS ITEMS**Two & Four Student Cabinet Storage Workstations**

These are samples of some of the student storage workstations Mott offers. A variety of assemblies are available with different cabinet configurations in various dimensions. For additional information and help in planning contact Mott Manufacturing.

**Demonstration Stations**

These are samples of some of the demonstration workstations Mott offers. A variety of assemblies are available with different cabinet configurations in various dimensions. For additional information and help in planning contact Mott Manufacturing.

