

Forensic Enclosures



N newenglandlab[®]
laboratory furniture systems

888.635.2080 | newenglandlab.com



Table of Contents

Why Labconco?	3	Evidence Drying Cabinets	
Portable Fuming Systems		Protector® With UV Light Features & Benefits	11
CApture™ Features & Benefits	4	Protector® With Washdown Features & Benefits	12
CApture™ Dimensional Data, Ordering Information & Accessories	5	Protector® All Models Ordering Information	13
CApture™ Specifications	6	Protector® Dimensional Data	14
Benchtop Fuming Chambers		Protector® Accessories	15
CApture™ Features & Benefits	7	Protector® Specifications	16
CApture™ Dimensional Data & Ordering Information	8	Downdraft Powder Stations	
CApture™ Accessories	9	Protector® Features & Benefits	17
CApture™ Specifications & Accessories	10	Protector® Dimensional Data, Ordering Information & Specifications	18
		Protector® Accessories	19

State-of-the-art. Anything less is a crime.

In evidence processing there is no room for reasonable doubt. Absolute control is everything. That's why we partner with forensic experts to design equipment that assures the kind of lock-tight reliability that wins cases.

Consistent fingerprint fixing. Chain of custody. Easy to use and easy to clean. We know what keeps crime labs up-to-date and what it takes to keep evidence strong.

- Fuming chambers designed to enable validation
- Flexibility to rehydrate old prints, fume with microburst and fix with luminescent glue
- The only evidence drying cabinets with both stainless steel and UV light to prevent contamination

With so much new equipment available, it's easy to be lulled into false confidence. New does not mean state of the art. Make sure it's right. Make it Labconco.



CApture™ Portable Fuming Systems

Features & Benefits



Patented* collapsible design

Chamber, heater, exhaust blower and filter collapse into a case with handle for easy transport.

Clear, shatter-resistant chamber

for view of evidence during the fuming process. Constructed of polycarbonate for durability. 8" w x 8" d x 16" h (interior).

Particulate/activated carbon filter cartridge

traps smoke and CA fumes exhausted from the chamber. Long-lasting, with capacity of 100 development cycles.

Inverter ready

Low energy usage of 75 watts allows the CApture to run on car battery when connected to a user-supplied inverter.

Two heater receptacles

hold heater pans, one with Super Glue or CA adhesive and one with water.



Process evidence on scene

fixing latent fingerprints using CA fuming method while protecting the user.

Microprocessor-controlled heater

allows user to set temperature in one degree increments from 50° to 177° C. Once set, heater temperature stabilizes at the set point ($\pm 9^\circ$ C) within 3 to 5 minutes.

Built-in blower pulls air from the chamber, through the filter and exhausts it back into the room. No ducting is required.

Stainless steel support manifold

for attachment of an evidence shelf and hook at several heights. Three slots hold control slides for monitoring print development.

Control Panel



Display

View current heater temperature setting while in programming mode and actual while in operating mode.


Three-Position Switch

Activates heater during print development and the vent after prints have been fixed.

*U.S. Patent No. 8,430,054

Capture™ Portable Fuming Systems

Ordering Information, Dimensional Data & Accessories



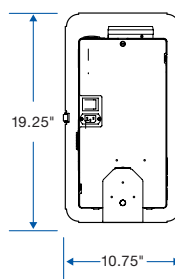
Control Slides Slots



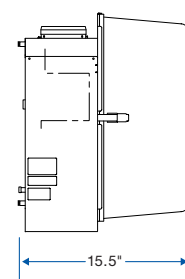
Heater Receptacle

Dimensional Data

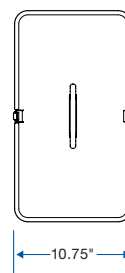
Top



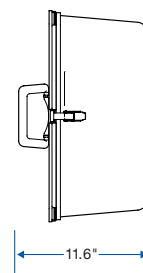
Side



Back



Side



Ordering Information

Catalog Number	Electrical Requirements	Receptacle & Plug Type
3420000	115V, 60 Hz, 1A	North America, 115V, 13A
3420020	230V, 50 Hz, 0.5A	British (UK)
3420022	230V, 50 Hz, 0.5A	Schuko
3420024	230V, 50 Hz, 0.5A	China/Australia

Accessories

3425202—Replacement Aluminum Heater Pans. Disposable aluminum pans for holding Super Glue or water. Package of 250. Shipping weight 1.0 lb. (0.5 kg)

3421801—Replacement Particulate/Activated Carbon Filter Cartridge. Capacity for 100 development cycles. Shipping weight 5.0 lbs. (2.3 kg)

⚠ WARNING: Cancer — P65Warnings.ca.gov (California only)

3422202—Stainless Steel Hook. Allows evidence to hang inside the clear chamber. Type 304 stainless steel. Shipping weight 1.0 lb. (0.5 kg)

3422203—Stainless Steel Shelf. Allows evidence to be supported in the clear chamber during development. Type 304 stainless steel. 7.0" w x 5.0" d. Shipping weight 1.0 lb. (0.5 kg)


3426101—Stainless Steel Perforated Tray. May be placed on the stainless steel shelf to support small items of evidence. Perforations allow for airflow. Type 304 stainless steel. 7.25" w x 5.25" d. Shipping weight 1.0 lb. (0.5 kg)

3421901—Replacement Clear Chamber. With latches. Polycarbonate. Shipping weight 13 lbs. (5 kg)

3425400—Exhaust Connection Kit. Allows the fuming system to exhaust to a remote location, such as out a window or into a nearby fume hood. Includes 10' long, 4" dia. collapsible duct. Shipping weight 1.0 lb. (0.5 kg)



3421801



3422202



3422203



3426101

Capture™ Portable Fuming Systems

Specifications



All models include:

- * Patented* collapsible design
- * Clear, polycarbonate chamber
- * Interior dimensions: 8.0" w x 8.0" d x 16.0" h
- * Heater with microprocessor-control in one degree increments from 50° C to 177° C (120° F to 350° F). Heater temperature stabilizes at the set point $\pm 9^{\circ}$ C ($\pm 15^{\circ}$ F) within 3 to 5 minutes.
- * Two heater receptacles with heater door to accommodate heater pans. Ten aluminum heater pans are included.
- * Stainless steel support manifold with three control slide slots and perforations for attaching a shelf and hook
- * Stainless steel hook, shelf and perforated tray
- * Control panel with LCD for view of set point or actual heater temperature in °F and "Up," "Down," and "Set" buttons for programming set point temperature
- * Built-in exhaust blower
- * Particulate/activated carbon filter cartridge with MERV 11 rating and capacity for 100 development cycles

- Three-way heater/off/vent switch
- Rear-mounted main power switch/circuit breaker
- Leveling foot with locking pin
- Powder-coated steel housing
- 6' (1.8 meters) power cord with plug
- Actual weight 24 lbs. (11 kg)
- Shipping weight 30 lbs. (14 kg)

Options include:

- Exhaust connection kit. See page 5
- Region-specific electrical plug configurations

Standards conformance & regulations:

- CAN/CSA C22.2 No. 61010-1 (115V, 60 Hz models)
- CE Conformity marking (230V, 50/60 Hz models)
- ETL Listed (115V, 60Hz models)
- UL 61010-1 (115V/230V, 50/60 Hz models)

⚠ **WARNING:** Cancer — P65Warnings.ca.gov (California only)

Capture™ Benchtop Fuming Chambers

Features & Benefits



Interior cleans easily

CA deposits on the Type 304 stainless steel liner may be easily removed with stainless steel cleaner.

Perforated floor

allows CA fumes to reach all sides of evidence placed on it and is removable for cleaning.

Convenient drawer

with flush-mounted disappearing handle, platform for supporting fuming dishes while adding CA, and compartments to store glue, hanging rods and other accessories and supplies. 28" w x 13" d x 1.5" h.

Largest available interior

of any benchtop chamber. Holds up to 15 long guns. Interior dimensions are 27.0" w, 27.0" d, 44.5" h, 58.6" diagonal and 19 cubic feet.

Built-in humidifier

with compartment that houses and provides easy access to the water bottle.

Electronic door lock

with power outage manual override prevents opening during the fuming cycle.

Sidewall brackets

are removable allowing for an easy clean of CA deposits.

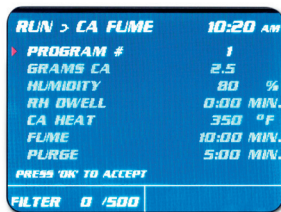
Microprocessor-controlled operating system

set up to 20 programs for flexibility and control of chamber humidity, pre-fuming humidity incubation for old evidence hydration, fuming temperature, and fuming and exhaust times.

Acti-Vent™ Smart Controls

purge air to protect evidence and the user. Purging continues for up to 30 minutes after exhaust cycle ends to prevent overfuming. May be programmed to continue during evidence unloading. Standby mode refreshes chamber air when not in use. Cleaning mode allows air to be exhausted when the door is open to protect the user from noxious vapors.

Control Panel



Programs

Three are factory set for high heat, low heat and Lumicyano®. Diagnostic mode simplifies troubleshooting.

Eye-level Display

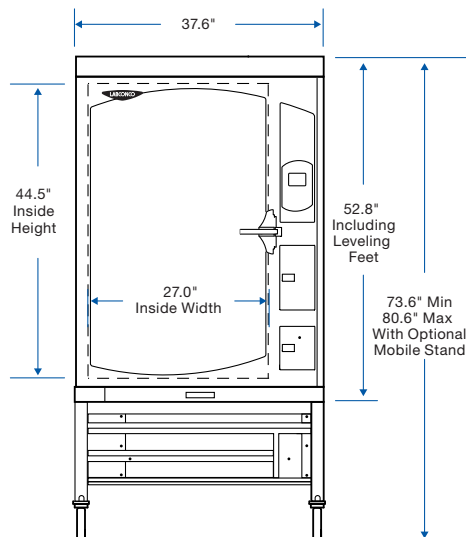
For at-a-glance monitoring. Displays include number of completed fuming cycles, filter life remaining, and low-level water reservoir and open door alerts.

*Lumicyano™ is a trademark of Crime Scene Technology, Villeneuve-d'Ascq, France.

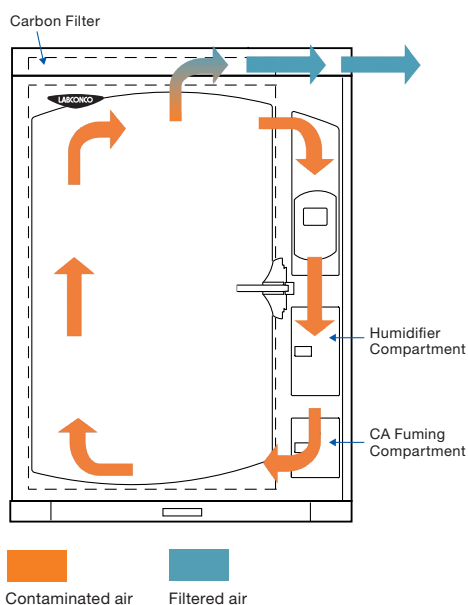
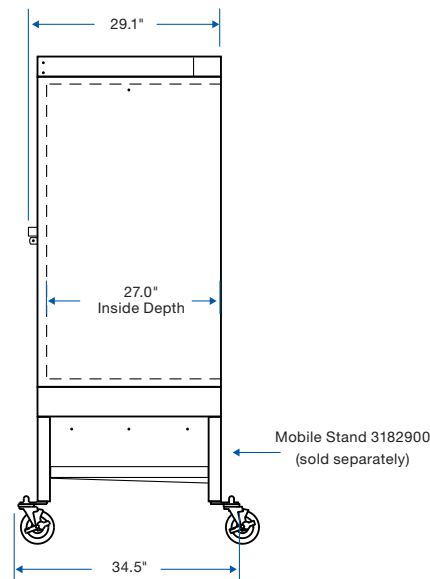
CApture™ Benchtop Fuming Chambers

Dimensional Data & Ordering Information

Front



Side



Airflow

During fuming or humidifying, air recirculates within the chamber. Blower pulls air from the top of chamber and directs it to the bottom. During exhaust or purge, the exhaust blower draws air from inside chamber through a prefilter and carbon filter located above the top of chamber. Exhaust blower then directs filtered air back into the room via slot openings on the right side rear.

Ordering Information

Catalog Number	Electrical Requirements	Receptacle & Plug Type
3170000	115V, 60 Hz, 8A	North America, 115V, 15A
3170001	230V, 50/60 Hz, 4A	North America, 230V, 13A
3170002	230V, 50/60 Hz, 4A	British (UK)
3170003	230V, 50/60 Hz, 4A	Schuko
3170004	230V, 50/60 Hz, 4A	China/Australia
3170005	230V, 50/60 Hz, 4A	India

Capture™ Benchtop Fuming Chambers

Accessories



3182900—Mobile Stand. Powder-coated steel frame with 5" dia., toe-locking, polyurethane casters. Manually adjustable height from 21.0" to 28.0" h. Shelves and compartment hold supplies and accessories. 37.6" w x 34.5" d. Shipping weight 150 lbs. (68 kg)



Wire Shelf Kits. Each shelf fits onto sidewall brackets. Holds up to four wire shelves. Stainless steel. Shelf weight limit: 25 lbs. (11 kg). 26.0" w x 23.0" d.

3181511—One shelf.

Shipping weight 5.0 lbs. (2.3 kg)

3181512—Two shelves.

Shipping weight 10 lbs. (5.0 kg)

3181514—Four shelves.

Shipping weight 20 lbs. (9.0 kg)



3184100—Long Gun Holder Kit.

Provides five U-shaped cradles for long guns to be held securely. Holder locks into existing side wall brackets. CAPture BT can accommodate up to 15 long guns (three Holder Kits required). Stainless steel. Shipping weight 5.0 lbs. (2.3 kg)



3181522—Wire Half Shelf Kit.

Two wire half-depth shelves fit onto sidewall brackets. Holds up to eight half-depth shelves. Stainless steel. Shelf weight limit: 15 lbs. (7 kg). 26.0" w x 12.0" d. Shipping weight 5.0 lbs. (2.3 kg)



Perforated Shelf Kits. Each shelf fits onto sidewall brackets. Holds up to three perforated shelves. Stainless steel. 26.0" w x 23.0" d. Shelf weight limit: 25 lbs. (11 kg)

3181611—One shelf.

Shipping weight 10 lbs. (5.0 kg)

3181612—Two shelves.

Shipping weight 20 lbs. (9.0 kg)

3181613—Three shelves.

Shipping weight 30 lbs. (14 kg)



3187000—Exhaust Connection Kit.

Allows the cabinet to be connected to house exhaust or other exhaust system. Includes powder-coated steel connector with 5.0" dia. collar. Shipping weight 20 lbs. (9 kg)



3184000—Hanging Rod Kit.

Includes four stainless steel rods, 26.9" long x 3/8" dia. Rod weight limit: 15 lbs. (7 kg). Shipping weight 5.0 lbs. (2.3 kg)



3184200—Large Clip Kit.

For easy hanging of larger items, such as hand guns. Stainless steel. 3.5" w x 1.5" d x approximately 0.3" thick each. Shipping weight 2.0 lbs. (0.9 kg)



3181700—Casing Holder Kit.

Provides 44 numbered standoffs for upside down placement. For casings .32 caliber or larger. Shipping weight 10 lbs. (5 kg)



3184300—Mini Clip Kit.

For easy hanging of smaller, lightweight items. 1.2" x 0.3" each. Shipping weight 1.0 lb. (0.5 kg)

Capture™ Benchtop Fuming Chambers

Specifications & Accessories

All models include:

- ❖ Type 304 brushed stainless steel interior with removeable perforated floor, four stainless steel hanging rods (26.9" long x 3/8" dia.) and quick-release sidewall brackets at four heights
- ❖ Powder-coated steel exterior
- ❖ Interior space of 19 cubic feet and 58.6" diagonal dimension
- ❖ Built-in humidifier and compartment with 500 ml water bottle
- ❖ Full-color, eye-level LCD control screen for display of programs, program parameters, number of completed fuming cycles, filter life remaining, low-level water reservoir and open door alerts
- ❖ Microprocessor-controlled operating system for adjustment of chamber humidity to 80% \pm 5% relative humidity, pre-fuming humidity incubation, fuming temperature up to 424° F (218° C) within \pm 1%, and fuming and exhaust times. Stores 20 programs. Includes 3 factory set programs: Low Heat, High Heat, Lumicyano. Includes diagnostic mode with audible/visual alerts for program cycle completion
- One each prefilter, carbon filter and humidifier filter are accessible from inside the chamber
- Built-in CA fuming compartment with heater plate
- Tempered safety glass door with electronic door lock to prevent opening during fuming cycle. Includes power outage override
- Interior LED light for illumination and 30-minute end-of-fuming-cycle alert

- ECM recirculation blower
- Exhaust blower
- Acti-Vent™ Smart Controls with programmable purge time, standby exhaust mode and cleaning mode
- Drawer, 28.0" w x 13.0" d x 1.5" h with flush-mounted disappearing handle and 5.0" x 6.0" platform
- Four leveling feet, 10' power cord and plug
- Shipping weight 480 lbs. (218 kg)

Standards conformance & regulations:

- CAN/CSA C22.2 No. 61010-1 (115V, 60 Hz models)
- CE Conformity marking (230V, 50/60 Hz models)
- ETL Listed (115V/230V, 50/60Hz models)
- UL 61010-1 (115V/230V, 50/60 Hz models)

Options include:

- Region-specific electrical configurations

All models require (not included):

- Super glue
- Fuming dishes
- Purified water

Accessories

3902400—Security Tags.

Tamper-evident, label tags irreversibly indicate if the chamber door has been opened during fuming cycle. Pack of 100. Shipping weight 1.0 lb. (0.5 kg)



3181400—Replacement Prefilter, Exhaust. Polyester prefilter prolongs the life of the Carbon Filter. Replace approximately every 50 cycles. Pack of 10 filters. Shipping weight 7.0 lbs. (3.2 kg)

3186500—Replacement Carbon Filter, Exhaust. Granular activated carbon filter traps CA fumes prior to exhaust from the chamber. Replace approximately every 500 cycles. One each. Shipping weight 16 lbs. (7 kg)

3181401—Replacement Humidifier Filter. Activated carbon protects humidifier from CA fumes. Replace approximately every 500 cycles. One each. Shipping weight 9.0 lbs. (4.1 kg)

3185900—Complete Replacement Filter Kit. Provides all filters necessary for approximately 500 cycles. Includes one 3186500 carbon filter, one 3181401 humidifier filter and one package of 3181400 prefilters (10 each). Shipping weight 34 lbs. (15 kg)

Protector® Evidence Drying Cabinets with UV Light

Features & Benefits



UV light

for secondary decontamination of the cabinet interior.

Safety glass door

maximizes visibility and withstands UV light exposure. Scratch-resistant door has a magnetic seal. Secure with a user-supplied padlock or tamper-evident tags.

Built-in blower provides airflow through the cabinet interior to speed drying. Air passes through the door inlet prefilter, circulates up through the interior, passes through the exhaust prefilter, HEPA and carbon filters and is exhausted back to the room via the top.

Spacious interior

Has stainless steel hanging rod and three wire mesh shelves. Shelves may be collapsed or removed when not in use.

14-quart plastic bucket

located in the storage area below the cabinet on full length cabinets, collects liquids from the drain in the cabinet's floor to aid clean up.

UV security lock

limits access to the key-activated UV light switch.

Activated organic vapor

carbon filter removes nuisance odors from the air as it is exhausted from the cabinet to the room.

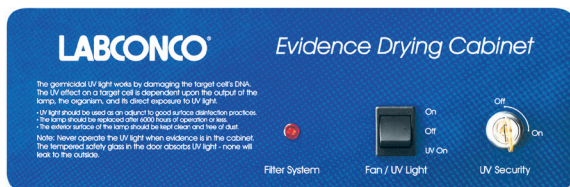
HEPA filter, 99.99% efficient

on particles 0.3 micron, traps airborne particulates including biohazardous aerosols, as air is exhausted from the cabinet interior to the room.

Two roughing prefilters

traps dust and other particles in the air entering the cabinet (inlet). Prolongs HEPA filter life (exhaust).

Control Panel



Three-Position Switch

Activates fan or UV light when the UV security lock key is in the ON position.

Filter system light

Alerts operator to low airflow conditions that may indicate a loaded prefilter or HEPA filter.

Protector® Evidence Drying Cabinets with Washdown

Features & Benefits



Spacious interior

Has stainless steel hanging rod and three wire mesh shelves. Shelves may be collapsed or removed when not in use.

Safety glass door

maximizes visibility. Scratch-resistant door has a magnetic seal. Secure with a user-supplied padlock or tamper-evident tags.

Built-in blower provides airflow through the cabinet interior to speed drying. Air passes through the door inlet prefilter, circulates up through the interior, passes through the exhaust prefilter, HEPA and carbon filters and is exhausted back to the room via the top.

Floor slopes to a 2" OD drain with strainer to aid clean up. The drain is preplumbed and attaches to a 10' long hose. The built-in water pump speeds evacuation.

Storage area below the cabinet provides access to the spray nozzle and water shut off valve and can be used to house supplies.

Leak-tight brushed stainless steel interior cleans easily. Stainless steel withstands degradation by surface disinfectants.

Activated organic vapor carbon filter removes nuisance odors from the air as it is exhausted from the cabinet to the room.

HEPA filter, 99.99% efficient on particles 0.3 micron, traps airborne particulates including biohazardous aerosols, as air is exhausted from the cabinet interior to the room.

Two roughing prefilters traps dust and other particles in the air entering the cabinet (inlet). Prolongs HEPA filter life (exhaust).

Control Panel



Three-position switch
Activates fan or pump.

Filter system light
Alerts operator to low airflow conditions that may indicate a loaded prefilter or HEPA filter.

Protector® Evidence Drying Cabinets

Ordering Information



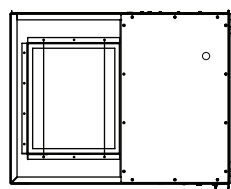
Ordering Information

Catalog Number	Nominal Width	Electrical Requirements	Receptacle & Plug Type
Floor Models with Washdown			
3400010	3'	115V, 60 Hz, 3A	North America, 115V, 13A
3400011	3'	230V, 50/60 Hz, 2A	North America, 230V, 2A
3400012	3'	230V, 50/60 Hz, 2A	British (UK)
3400013	3'	230V, 50/60 Hz, 2A	Schuko
3400014	3'	230V, 50/60 Hz, 2A	China/Australia
3404010	4'	115V, 60 Hz, 6A	North America, 115V, 13A
3404011	4'	230V, 50/60 Hz, 3A	North America, 230V, 3A
3404012	4'	230V, 50/60 Hz, 3A	British (UK)
3404013	4'	230V, 50/60 Hz, 3A	Schuko
3404014	4'	230V, 50/60 Hz, 3A	China/Australia
3405010	5'	115V, 60 Hz, 6A	North America, 115V, 13A
3405011	5'	230V, 50/60 Hz, 3A	North America, 230V, 3A
3405012	5'	230V, 50/60 Hz, 3A	British (UK)
3405013	5'	230V, 50/60 Hz, 3A	Schuko
3405014	5'	230V, 50/60 Hz, 3A	China/Australia

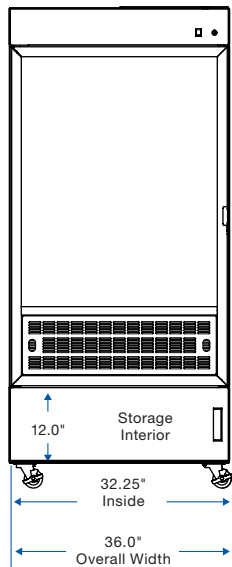
Catalog Number	Nominal Width	Electrical Requirements	Receptacle & Plug Type
Benchtop Models with UV Light			
3390000	3'	115V, 60 Hz, 3A	North America, 115V, 13A
3390001	3'	230V, 50/60 Hz, 2A	North America, 230V, 2A
3390002	3'	230V, 50/60 Hz, 2A	British (UK)
3390003	3'	230V, 50/60 Hz, 2A	Schuko
3390004	3'	230V, 50/60 Hz, 2A	China/Australia
Floor Models with UV Light			
3400000	3'	115V, 60 Hz, 6A	North America, 115V, 13A
3400001	3'	230V, 50/60 Hz, 3A	North America, 230V, 3A
3400002	3'	230V, 50/60 Hz, 3A	British (UK)
3400003	3'	230V, 50/60 Hz, 3A	Schuko
3400004	3'	230V, 50/60 Hz, 3A	China/Australia
3404000	4'	115V, 60 Hz, 6A	115V, 13A for North America
3404001	4'	230V, 50/60 Hz, 3A	230V, 3A for North America
3404002	4'	230V, 50/60 Hz, 3A	British (UK)
3404003	4'	230V, 50/60 Hz, 3A	Schuko
3404004	4'	230V, 50/60 Hz, 3A	China/Australia
3405000	5'	115V, 60 Hz, 6A	115V, 13A for North America
3405001	5'	230V, 50/60 Hz, 3A	230V, 3A for North America
3405002	5'	230V, 50/60 Hz, 3A	British (UK)
3405003	5'	230V, 50/60 Hz, 3A	Schuko
3405004	5'	230V, 50/60 Hz, 3A	China/Australia

Protector® Evidence Drying Cabinets

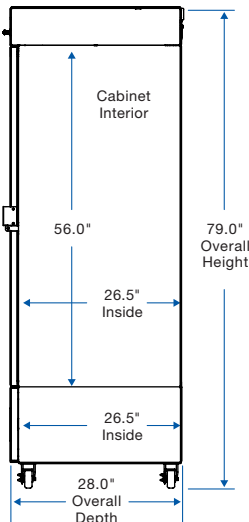
Dimensional Data



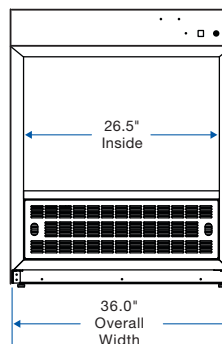
TOP
(3' on Casters &
3' Benchtop)



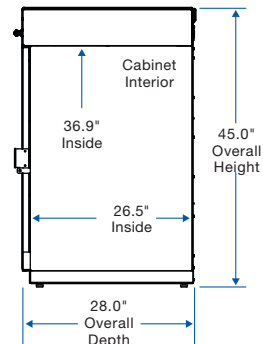
FRONT
(3' on Casters)



SIDE
(3' on Casters)

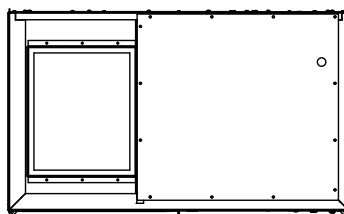


FRONT
(3' Benchtop)

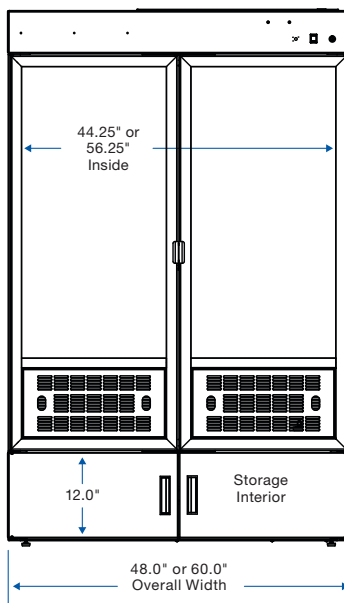


SIDE
(3' Benchtop)

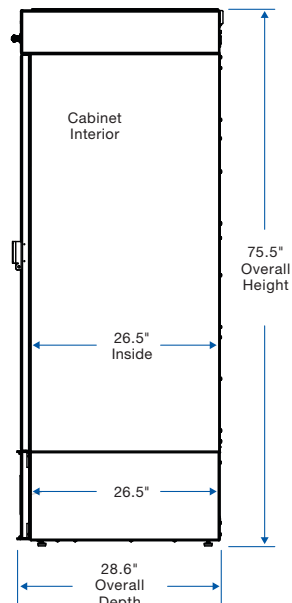
TOP
(4' & 5' with
Leveling Feet)



FRONT
(4' & 5' with
Leveling Feet)



SIDE
(4' & 5' with
Leveling Feet)



Protector® Evidence Drying Cabinets

Accessories

6938100—Replacement HEPA Exhaust Filter. 99.99% efficient on particulates 0.3 micron. One HEPA Exhaust Filter is included. Shipping weight 9.0 lbs. (4.1 kg)

6938200—Replacement Activated Carbon Filter. Contains 7.5 lbs. (3.4 kg) of porous, coconut shell carbon. One Activated Carbon Filter is included. Shipping weight 12.5 lbs. (5.7 kg)

3872700—Replacement Cabinet Prefilters, Exhaust. Polyester prefilters trap larger particulates in air exhausted from the cabinet to extend the life of the exhaust HEPA filter. MERV 11 rating. Precut to fit the inside top of the cabinet liner. Package of 6. Shipping weight 1.0 lb. (0.5 kg)

Paper Liners. White paper is precut to fit the floor of the cabinet to collect material that may fall from evidence. Paper is polyethylene coated on one side.

- 3869800—For 3'.** Package of 25. 12 lbs. (6 kg)
- 3894200—For 3'.** Package of 100. 25 lbs. (11 kg)
- 3869802—For 4'.** Package of 25. 12 lbs. (6 kg)
- 3894201—For 4'.** Package of 100. 25 lbs. (11 kg)
- 3869804—For 5'.** Package of 25. 12 lbs. (6 kg)
- 3894202—For 5'.** Package of 100. 5 lbs. (11 kg)

Starter Kits. Include six Inlet Door Prefilters, six Exhaust Cabinet Prefilters, 10 Hanging Clips, 10 Security Tags, 10 Paper Liners, one 32 ounce (946 ml) bottle of Germicidal Cleaner.

- 3869900—For 3'.** 15 lbs. (7 kg)
- 3869910—For 4'.** 16 lbs. (7 kg)
- 3869920—For 5'.** 17 lbs. (8 kg)

3951803—Single-Use Cabinet Evidence Prefilter. May be examined and/or retained for trace evidence. Polyester. Pre-cut to fit prefilter frame. Package of 10. Shipping weight 1.0 lb. (0.5 kg)

Single-Use Door Evidence Prefilter. May be examined and/or retained for trace evidence. Polyester. Pre-cut to fit the door prefilter frame. Package of 10. Shipping weight 1.0 lbs (0.5 kg)

- 3951802—For 3'.**
- 3951822—For 4'.**
- 3951832—For 5'.**

Germicidal Cleaner. Cleans, disinfects and deodorizes. May be used on hard, non-porous surfaces including stainless steel.

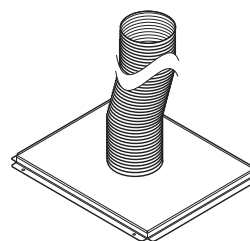
- 3901800—Bottle, 32 ounces, with screw-on spray dispenser.** Shipping weight 2.0 lbs. (0.9 kg)
- 3901700—Container, 1 gallon.** For refilling spray bottle. Shipping weight 10 lbs. (5 kg)



3869500—Hanging Clips. Plastic clips allow small articles to be hung from the cabinet's hanger rod or shelf. Package of 10. Shipping weight 1.0 lb. (0.5 kg)



3902400—Security Tags. Tamper-evident, label tags irreversibly indicate if the cabinet door has been opened during the drying cycle. Package of 100. Shipping weight 1.0 lb. (0.5 kg)



3869600—Exhaust Connection Kit. For connection to house exhaust or other exhaust system. Includes powder-coated steel connector with 5.0" dia. collar, 14.0" of 5.0" dia. flexible duct, and two clamps. **Requires user-supplied exhaust system capable of exhausting 150 CFM (4.2 m3/min) at a vacuum of 0.5 inch of water (125 Pa).** Shipping weight 10 lbs. (5 kg)

3928200—Drain Kit. Includes 10' of drain hose and fitting to connect to floor drain. **For use with 3', 4' & 5' Protector Evidence Drying Cabinets with UV Light only.** Shipping weight 10 lbs. (5 kg)

Protector® Evidence Drying Cabinets

Specifications



All models include:

- * Type 304 brushed stainless steel interior
 - Stainless steel hanging rod
 - 2" OD floor drain with strainer
 - Three stainless steel collapsible/removable wire mesh shelves 8.0" w x 19.0" d
- * Safety glass door with magnetic seal that accommodates a user-supplied padlock or tamper-evident tag
- Steel exterior
- 2" dia. locking casters
- Inlet and exhaust roughing prefilters with MERV 11 rating
- Exhaust HEPA filter, 99.99% efficient on particles 0.3 micron
- Activated organic vapor carbon filter, 7.5 lbs. (3.4 kg) porous coconut shell media
- Built-in blower with solid state speed control
- Red alarm light to alert operator to low airflow conditions
- 8' power cord with plug

UV light models also include:

- * 254 nm key-activated UV lamp
- * Storage area, 36.0" w x 26.5" d x 12.0" h, with door and 14-quart (13.25 liter) plastic bucket (floor models only)
- Three-position switch: fan ON, OFF, ultraviolet light ON

Washdown models also include:

- Storage area, 4' models: 27.5" w x 26.5" d x 12.0" h, 5' models: 39.5" w x 26.5" d x 12.0" h
- Spray nozzle with adjustable stream and 6' hose
- 10' rubber drain hose preplumbed to drain
- Built-in 30 liters/minute pump
- Water shut off valve
- Three-position switch: fan ON, OFF, pump ON

3' models also include:

- Shipping weight 375 lbs. (170 kg) (benchtop)
- Shipping weight 450 lbs. (204 kg) (floor)

4' models also include:

- Leveling feet
- Shipping weight 585 lbs. (265 kg)

5' models also include:

- Leveling feet
- Shipping weight 675 lbs. (306 kg)

Options include:

- Region-specific electrical configurations

Standards conformance & regulations:

- CAN/CSA C22.2 No. 61010-1 (115/230V, 50/60 Hz models)
- CE Conformity marking (115/230V, 50/60 Hz models)
- ETL Listed (115/230V, 50/60 Hz models)
- UL 61010-1 (115/230V, 50/60 Hz models)

⚠ **WARNING:** Cancer — P65Warnings.ca.gov (California only)



Washdown models sloped floor



Washdown models storage area below cabinet

Protector® Downdraft Powder Stations

Features & Benefits

Shelf

Holds fingerprint powder, brushes and other small utensils and supplies.

HEPA filter, 99.99% efficient

on particles 0.3 micron, traps airborne particulates and powders as air is exhausted from station interior to the room. Prefilter protects the HEPA filter.

Transition connectors

Optional for linking multiple stations together increasing overall working width.

Type 304 stainless steel work surface

may be lifted up to access the pan beneath it. The pan catches powder and is removable for cleaning.



Work surface perforations

Designed to maximize containment of airborne fine powder. Airflow is directed downward through the hole pattern in the work surface.

Portable

Work surface and pan easily detach without tools to allow for transport to remote locations such as crime scenes.

Red, filter system alarm light

illuminates to alert the operator to low airflow conditions that may indicate a loaded prefilter or HEPA filter.

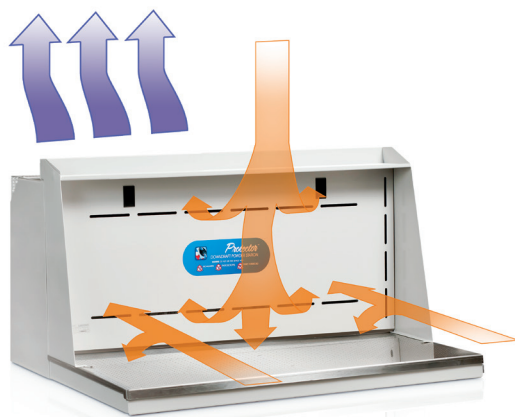
Low-profile design

fits under existing cabinetry.

Quiet built-in blower

pulls room air through work surface and horizontally through the back wall before discharging filtered air out the top rear of the enclosure. This dual zone approach optimizes containment. Motorized, backward curved fan is quiet and energy efficient.

Airflow



- ☐ Room Air
- ☒ Contaminated Air
- ☒ HEPA-Filtered Air

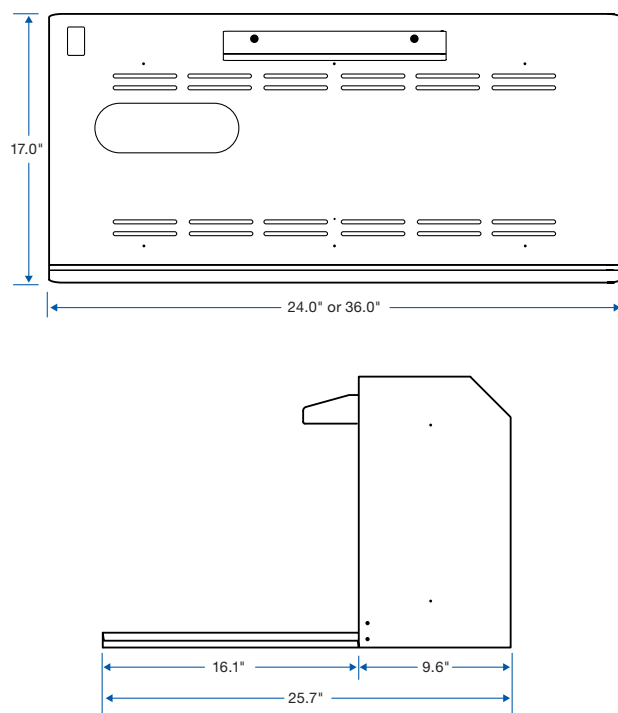
CAUTION: This product does not protect against biohazardous aerosols or gaseous contaminants. Contact Labconco if your application involves these contaminants.

Protector® Downdraft Powder Stations

Ordering Information, Dimensional Data & Specifications



Dimensional Data



All models include:

- * Open-sided, open-top design
- * Type 304 stainless steel work surface with work surface perforations
- Powder-coated steel housing and shelf
- Removable powder catch pan
- Built-in blower with motorized, backward curved fan
- Fan switch
- Red, filter system alarm light to alert operator to low airflow conditions
- Exhaust prefilter of pleated paper with MERV 8 rating
- Exhaust HEPA filter, 99.99% efficient on particles 0.3 micron
- 6' power cord with plug

2' models also include:

- Shipping weight 65 lbs. (29 kg)

3' models also include:

- Shipping weight 87 lbs. (39 kg)

Options include:

- Region-specific plug configurations

Standards conformance & regulations:

- CAN/CSA C22.2 No. 61010-1 (115V, 60 Hz models)
- CE Conformity marking (230V, 50/60 Hz models)
- ETL Listed (115V, 60 Hz models)
- UL 61010-1 (115/230V, 50/60 Hz models)

⚠ **WARNING:** Cancer — P65Warnings.ca.gov (California only)

All models require (not included):

- Supporting base

Ordering Information

Catalog Number	Nominal Width	Electrical Requirements	Receptacle & Plug Type
3410000	2'	115V, 50/60 Hz, 1A	⚡ North America, 115V, 13A
3410001	3'	115V, 50/60 Hz, 1A	⚡ North America, 115V, 13A
3410020	2'	230V, 50/60 Hz, 1A	⚡ British (UK)
3410021	3'	230V, 50/60 Hz, 1A	⚡ British (UK)
3410022	2'	230V, 50/60 Hz, 1A	⚡ Schuko
3410023	3'	230V, 50/60 Hz, 1A	⚡ Schuko
3410024	2'	230V, 50/60 Hz, 1A	⚡ China/Australia
3410025	3'	230V, 50/60 Hz, 1A	⚡ China/Australia

Protector® DOWNDRAFT Powder Stations

Accessories

3768903—Replacement Prefilter. Pleated paper. MERV 8 rating. Shipping weight 1 lb. (0.5 kg).

6938100—Replacement HEPA Filter. 99.99% efficient on particles 0.3 micron. Shipping weight 9 lbs. (4.1 kg)

3413300—Transition Connector. Powder-coated steel bracket and fasteners for linking multiple stations together increasing overall working width. Shipping weight 15 lbs. (7 kg)

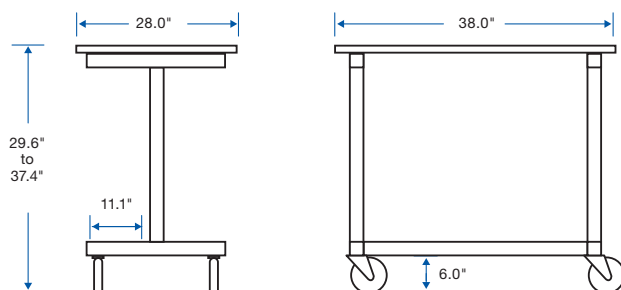
8075000—Variable Height Bench. Powder-coated steel auxiliary bench has four adjustable heights from 29.6" to 37.4". Work surface is fiberboard with high pressure melamine laminate. 5" dia., non-marking polyurethane casters with toe locks provide mobility. Work surface is 38.0" w x 28.0" d x 1.1" thick. Supports loads up to 540 lbs. (245 kg). Lifetime guarantee. Shipping weight 105 lbs. (48 kg).

Mobile Equipment Tables. Provide auxiliary bench space and may be transported from lab to lab. Base is constructed of 1.75" tubular steel with powder coating. Telescoping legs adjust to eight height positions in 1" increments from 28.75" to 35.75". 5" dia. (13 cm), non-marking polyurethane casters with toe locks have bearings for quiet operation. Work surface is seamless solid epoxy, 1.25" thick x 30.0" d. Supports loads up to 800 lbs. (363 kg).

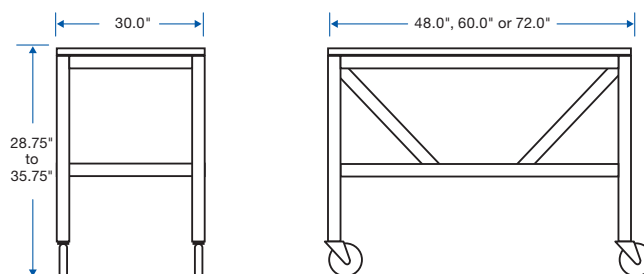
Catalog Number	Nominal Width	Dimensions (w x d)	Shipping Weight
3819100	4'	48.0" x 30.0"	250 lbs. (113 kg)
3819101	5'	60.0" x 30.0"	300 lbs. (136 kg)
3819102	6'	72.0" to 30.0"	350 lbs. (159 kg)



Variable Height Bench



Mobile Equipment Table



**Visit labconco.com to request information
for all Labconco products.**

LABCONCO CORPORATION

8811 Prospect Avenue
Kansas City, MO 64132

(800) 821-5525 | (816) 333-8811

labconco.com

©2020 LABCONCO CORPORATION

Printed in the U.S.A.

Product design subject to change without notice.

2-40-5/29/20

