



Item # _____

Job _____



Starsys™ System — Open Models

METRO'S OPEN STARSYS™ SYSTEM

Metro's Open Starsys System is a productivity focused, high-density transport and storage system that adapts to change and provides safe and comfortable access to the material it stores.

Open Starsys is designed to meet today's evolving requirements of material handling in both storage and transport applications.



Features:

- Interchangeable components
- *Shells available in 12 sizes*
- Optional "Full-Extension" shelf
- *Optional enclosure kits*
- Accessories available
- *Units ship knocked down*

Benefits:

- Adapts quickly to meet rapidly-changing requirements
- Can be formatted into stationary storage stations as well as mobile transport systems to meet the exact needs of any facility
- *Use only the space required to store or transport desired parts or materials*
- Provides safe and comfortable access to parts and materials
- Increases storage capacity compared to standard shelving and carts
- *Protect contents*
- Provides configuration by need
- *Save shipping costs*



888.635.2080 | newenglandlab.com

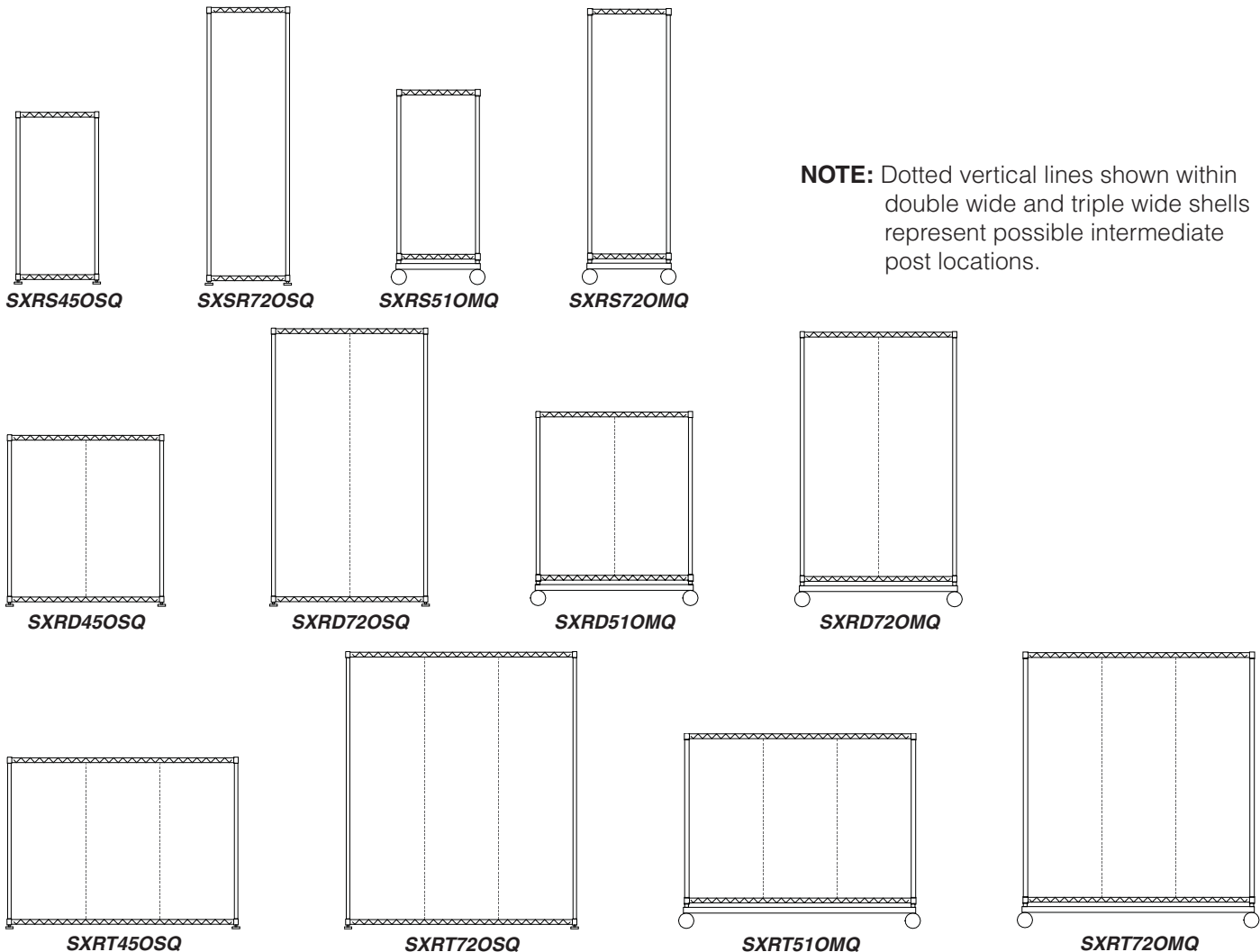
45.07

I. Select a Shell

Shells are available in single, double, or triple wide dimensions to accommodate interior shelves, either stationary or full extension. Select your desired shell from the 12 available models below. **Each shell comes complete with top and bottom wire shelves, posts with slotted inserts, footplates (for stationary models) or extended base with 5" (127mm) swivel and brake casters (for mobile models), and necessary hardware. Triple-wide units also include one pair of intermediate posts to create a single wide and double wide bay to accommodate available shelves.**

Shells

Model No.	Description	Mobile/ Stationary	High/ Low	Outside Dimensions		Approx.	
				Depth/Width/Height (in.)	(mm)	Pkd. Wt. (lbs.)	(kg)
SXRS45OSQ	Shell — Single Wide	Stationary	Low	27 ⁵ / ₈ x21 ¹⁵ / ₁₆ x44 ¹³ / ₁₆	702x557x1138	27	12.2
SXRS72OSQ	Shell — Single Wide	Stationary	High	27 ⁵ / ₈ x21 ¹⁵ / ₁₆ x72 ³ / ₈	702x557x1838	38	17.2
SXRS51OMQ	Shell — Single Wide	Mobile	Low	27 ⁷ / ₈ x22 ¹¹ / ₁₆ x50 ³ / ₄	708x576x1289	65	29.5
SXRS72OMQ	Shell — Single Wide	Mobile	High	27 ⁷ / ₈ x22 ¹¹ / ₁₆ x71 ¹³ / ₁₆	708x576x1824	106	48
SXRD45OSQ	Shell — Double Wide	Stationary	Low	27 ⁵ / ₈ x41 ³ / ₄ x44 ¹³ / ₁₆	702x1060x1138	56	25.4
SXRD72OSQ	Shell — Double Wide	Stationary	High	27 ⁵ / ₈ x41 ³ / ₄ x72 ³ / ₈	702x1060x1838	66	29.4
SXRD51OMQ	Shell — Double Wide	Mobile	Low	27 ⁷ / ₈ x42 ¹ / ₂ x50 ³ / ₄	708x1080x1289	105	46.7
SXRD72OMQ	Shell — Double Wide	Mobile	High	27 ⁷ / ₈ x42 ¹ / ₂ x71 ¹³ / ₁₆	708x1080x1824	118	52.5
SXRT45OSQ	Shell — Triple Wide	Stationary	Low	27 ⁵ / ₈ x61 ⁹ / ₁₆ x44 ¹³ / ₁₆	702x1570x1138	55	24.5
SXRT72OSQ	Shell — Triple Wide	Stationary	High	27 ⁵ / ₈ x61 ⁹ / ₁₆ x72 ³ / ₈	702x1570x1838	75	34
SXRT51OMQ	Shell — Triple Wide	Mobile	Low	27 ⁷ / ₈ x62 ⁵ / ₁₆ x50 ³ / ₄	708x1583x1289	140	62.3
SXRT72OMQ	Shell — Triple Wide	Mobile	High	27 ⁷ / ₈ x62 ⁵ / ₁₆ x71 ¹³ / ₁₆	708x1583x1824	150	68

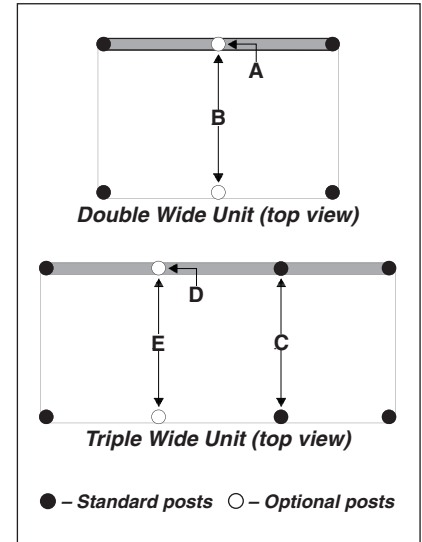


OPEN STARSYS™ SYSTEM

II. Select Desired Configuration

Double and triple wide units (SXRD and SXRT models) may be internally divided into vertical bays to accommodate single or double wide shelves as desired. **Two intermediate posts are required between each bay and come with appropriate mounting hardware.** Select required intermediate posts as specified below:

- A** — One intermediate post required to enclose back of double wide unit if only double wide shelves are being used (2 back panels required).
- B** — Two intermediate posts required to divide double wide unit into 2 vertical bays that accommodate single wide shelves (2 back panels required if rear enclosure desired).
- C** — Two intermediate posts required as standard components with all triple wide units to segment into 1-single wide and 1-double wide vertical bay that accommodates single and double wide shelves as desired.
- D** — One additional intermediate post is required to enclose back of triple wide unit with back panels (3 back panels require).
- E** — Two additional intermediate posts required on triple wide units to segment into 3-single wide vertical bays that accommodate single wide shelves as desired (3 back panels required if rear enclosure desired).



Intermediate Posts


Model No.	Description	Fits Shells	Outside Dimensions		Approx. Pkd. Wt.	
			Length/Diameter (in.)	(mm)	(lbs.)	(kg)
SXR37IP	Intermediate Post — Low Units	SXRS45/51, SXR45/51, SXRT45/51	37 ¹ / ₈ x1 ⁵ / ₈	943x41.3	3	1.3
SXR58IP	Intermediate Post — High Mobile Units	SXRS72, SXR72, SXRT72 (Mobile)	58x1 ⁵ / ₈	1473x41.3	3 ¹ / ₄	1.4
SXR65IP	Intermediate Post — High Stationary Units	SXRS72, SXR72, SXRT72 (Stationary)	64 ¹ / ₄ x1 ⁵ / ₈	1632x41.3	3 ¹ / ₂	1.6

III. Select Desired Shelves


Shelves are available in stationary or full extension styles that can be installed at any location on a post within a shell at 1" (25.4mm) increments.

Stationary shelves include necessary mounting clips and **each full-extension shelf includes one pair of shelf glides with a right-hand lock button** to prevent shelf movement while mobile.

Stationary and full-extension shelves can be utilized together in the same shell.*



Starsys qwikSLOT Stationary Wire Shelf



Starsys Full Extension Wire Shelf

Shelving

Model No.	Description	Single Wide/ Double Wide	Weight Capacity		Outside Dimensions Depth/Width/Height (in.)	(mm)	Approx. Pkd. Wt.	
			(lbs.)	(kg)			(lbs.)	(kg)
SXRSWQ-KD	Stationary Shelf	Single	150	68	21 ⁹ / ₁₆ x19 ³ / ₄ x1 ⁵ / ₁₆	548x502x33	10	4.5
SXRDWQ-KD	Stationary Shelf	Double	300	136	21 ⁹ / ₁₆ x39 ¹ / ₂ x1 ⁵ / ₁₆	548x1003x33	20	9.0
SXRWAR-KD	Full-Extension Shelf	Single	60	27.2	21 ⁹ / ₁₆ x16 ¹ / ₂ x1 ¹ / ₂	548x419x38	12	5.4
SXRWAR-KD	Full-Extension Shelf	Double	125	56.6	21 ⁹ / ₁₆ x36 ³ / ₈ x1 ⁵ / ₁₆	548x924x33	22	10.0

*Full-extension shelves can be positioned within a unit up to, and including, a maximum height of 48" (1219mm) above the floor.



OPEN STARSYS™ SYSTEM

IV. Select Accessories

Select desired accessories as shown below.

Enclosures

Choose from available top, side, or back enclosures to protect unit contents.

Top enclosure kits include top shelf inlay and facia required to dress off all 4 shelf edges.

Model No.	Description	High/Low	Fits	Outside Dimensions		Approx. Pkd. Wt.	
				Depth/Width/Height (in.)	(mm)	(lbs.)	(kg)
SXR36SDPNL	Pair Side Panels	Low	All Widths	1x19 ¹¹ / ₁₆ x36 ¹ / ₂	25.4x500x927	11 ¹ / ₂	5.2
SXR58SDPNL	Pair Side Panels	High Mobile	All Widths	1x19 ¹¹ / ₁₆ x58	25.4x500x1473	17 ¹ / ₂	7.9
SXR64SDPNL	Pair Side Panels	High Stationary	All Widths	1x19 ¹¹ / ₁₆ x64	25.4x500x1651	19 ¹ / ₂	8.7
SXR36BKPENL	Back Panel	Low	All Widths*	1 ³ / ₄ x19 ¹¹ / ₁₆ x36 ¹ / ₂	44.5x500x927	6	2.7
SXR58BKPENL	Back Panel	High Mobile	All Widths*	1 ³ / ₄ x19 ¹¹ / ₁₆ x58	44.5x500x1473	10	4.5
SXR64BKPENL	Back Panel	High Stationary	All Widths*	1 ³ / ₄ x19 ¹¹ / ₁₆ x64	44.5x500x1625	11 ¹ / ₂	5.1
SXRSTEK	Top Enclosure Kit	Low & High	Single Wide	21 ⁷ / ₈ x22 ¹ / ₈ x1 ¹ / ₈	556x562x3.2	5 ¹ / ₂	2.5
SXRDEK	Top Enclosure Kit	Low & High	Double Wide	21 ⁷ / ₈ x41 ⁷ / ₈ x1 ¹ / ₈	556x1064x3.2	10	4.5
SXRTTEK	Top Enclosure Kit	Low & High	Triple Wide	21 ⁷ / ₈ x61 ³ / ₈ x1 ¹ / ₈	556x1568x3.2	13 ¹ / ₂	6.0

*NOTE: Number of panels needed enclose back of units: Single wide = 1; Double wide = 2; Triple wide = 3.
See Section II for number of intermediate posts required.

Post Filler Kits

Used to fill the unused slots of Starsys posts. **Sold 4 to a pack**, these poly strips are available in sizes to fit both end or intermediate posts.

Model No.	Description	Fits Posts	Length		Approx. Pkd. Wt.	
			(in.)	(mm)	(lbs.)	(kg)
SXR37FSK-4	Filler Strip Kit	Low Intermediate	37 ¹ / ₈	943	¹ / ₂	0.2
SXR44FSK-4	Filler Strip Kit	Low End	43 ¹ / ₂	1105	³ / ₄	0.3
SXR58FSK-4	Filler Strip Kit	High Intermediate	58	1473	³ / ₄	0.3
SXR65FSK-4	Filler Strip Kit	High Mobile End	64 ¹ / ₂	1638	1	0.4
SXR71FSK-4	Filler Strip Kit	High Stationary End	71	1803	1	0.4

Miscellaneous Accessories

Use optional accessories below to customize a unit to desired configuration.

Model No.	Description	Fits	Outside Dimensions		Approx. Pkd. Wt.	
			Length/Width/Height (in.)	(mm)	(lbs.)	(kg)
9990P7	Label Holder	SXRSWQ-KD, SXRSWAR-KD	16 ¹ / ₂ Lx1 ¹ / ₂ H	419Lx38H	¹ / ₄	0.1
9990P8	Label Holder	SXRDWQ-KD, SXRDWAR-KD	36 ³ / ₈ Lx1 ¹ / ₂ H	924Lx38H	¹ / ₄	0.1
SXREHAN-KD	Handle	All Units	19x4x4	483x102x102	5 ¹ / ₄	2.3
SXRLDG*	Ledge	All Internal Shelves	15 ¹ / ₄ x ³ / ₄ x4 ¹ / ₈	387x19x105	2	0.9
SXRSLFDIV	Divider	All Internal Shelves	21x ⁹ / ₈ x3	533x17x76	2 ¹ / ₂	1.1

*NOTE: Ledge can be used as both a back and a side ledge. For use as a back ledge, order same number of ledges as width of shelf (e.g., single wide = 1, double wide = 2).



Enclosures



Divider



Ledge



Label Holder



Handle

All Metro Catalog Sheets are available on our website: www.metro.com



888.635.2080 | newenglandlab.com

L03-148e
Rev. 09/12
Printed in U.S.A.